



Supported by
Ministry of Commerce & Industry
Government of India



Pharmaceuticals Export Promotion Council of India
(Set up by Ministry of Commerce & Industry, Govt. of India)

15th ANNUAL REPORT

2018-2019





Contents

Notice for the Meeting	3
Membership	5
Committee of Administration	9
Report of the Committee of Administration	13
Performance of Indian Pharma Industry	19
Export Promotional Activities	27
Accounts	47
Circulars & Trade Enquiries	67
Beneficiaries under MAI Scheme	73



PXL/HO/Cir-056/2019-20
Hyderabad

Dt: 03.09.2019

To
All the Members of the Council

NOTICE

NOTICE is hereby given that the **15th Annual General Meeting** of the Pharmaceuticals Export Promotion Council of India will be held at 19th September, 2019, at 5:30 PM at Hotel Taj Krishna, Banjara Hills, Hyderabad to transact the following ordinary business:

1. To receive, consider and adopt the Accounts i.e., Income & Expenditure Account for the year ending 31st March, 2019, and the Balance Sheet as on that date, along with the Report of Auditors thereon and the Report of the Committee on the affairs of the Council which are enclosed.
2. To place on record the names of the Committee members. The details of both elected and nominated members of the Committee are enclosed.
3. To appoint and fix the remuneration of the Auditors. To pass the following resolution with or without modifications as an ordinary resolution:

"RESOLVED that M/s. Sarath & Associates Chartered Accountants, having Firm Regn No.005120S – the present auditors, (who confirmed that their appointment if made will be in accordance with the requirements of the Companies Act, 2013) be and are hereby appointed Auditors of the Council from the conclusion of the 15th Annual General Meeting to the conclusion of the 16th Annual General meeting; and that the remuneration payable shall be fixed by the Committee of Administration in consultation with the Auditors."

For and on behalf of the Committee of Administration

Uday Bhaskar
Director General

Note: In accordance with Art.36.5, no member other than an ordinary member of the Council shall vote at its meetings. In accordance with Art.37.1 no member shall nominate any other person to vote on his behalf, except as otherwise provided in the Articles. Corporate Members shall send resolution of the Board of Directors nominating their representatives so as to be received by the Company well before 24 hours before the commencement of the meeting.



MEMBERSHIP



MEMBERSHIP

State wise Registered Companies up to the Financial year 2018-19

State	No. of Regd. Companies
Andhra Pradesh	44
Assam	2
Bihar	10
Chandigarh	46
Chattisgarh	3
Daman & Diu	1
Delhi	427
Goa	10
Gujarat	649
Haryana	106
Himachal Pradesh	39
Jammu	7
Karnataka	193
Kerala	35
Madhya Pradesh	77
Maharashtra	1760
Mizoram	1
Nagaland	1
Orissa	4
Punjab	56
Rajasthan	56
Tamil Nadu	212
Telangana	507
Uttar Pradesh	76
Uttaranchal	31
West Bengal	47
Total	4400

Category Wise Registered Companies

Category	
LSM	382
SSM	2067
ME	1951
Grand Total	4400

Panel Wise-Registered Companies

Panel Wise	Description of Panel	No. of Members
Panel-1	Pharmaceutical Formulations (Including Excipients, Veterinary Drugs etc)	1125
Panel-2	Bulk Drugs & Drug Intermediates	779
Panel-3	Ayush (Including Nutraceuticals, Food & Dietary Supplements)	280
Panel-4	Biotech Products	24
Panel-5	Pharmaceutical Services (Including R & D, Clinical Trials, Medical Transcripts)	93
Panel-6	Health care products (Including Surgicals, Diagnostics, Medical Devices etc.)	93
Panel-7	Merchant Exporters (Traders, CROs)	2006
Total		4400



COMMITTEE OF ADMINISTRATION



Committee of Administration

Chairman

Dr. Dinesh Dua

CEO & Director
Nectar Life Sciences Limited

Vice Chairman

Mr. Sahil Munjal

President & Chief Executive Officer
Ind-Swift Laboratories Ltd

Government Nominees

Sri Shyamal Misra, IAS

Jt. Secretary
Department of Commerce
Ministry of Commerce & Industry
Government of India

Sri Navdeep Rinwa

Jt. Secretary
Department of Pharmaceuticals
Ministry of Chemicals & Fertilizers
Government of India

Sri Sudhir Kumar, IAS

Jt. Secretary
Department of Health
Ministry of Health & Family Welfare
Government of India

Sri Sundeep Sarin

Advisor/Scientist-G
Department of Biotechnology
Ministry of Science & Technology
Government of India

Elected Members

Sri Devang B Shah

Director
Aadivighnesh Chem Pvt Ltd
Mumbai

Shri Mahesh Doshi

Partner
Dy-mach Pharma
Mumbai

Shri Bhavin Mehta

Director
Kilitch drugs India Limited
Mumbai

Dr. C Satyanarayana

Chief Executive Officer
Laurus Labs Pvt Ltd.
Hyderabad

Sri Bhavin Patel

Partner
Mediwin Pharmaceuticals
Ahmedabad

Sri Dodda VVS Reddy

Director
Nosch Labs Limited
Hyderabad

Dr. Janmejay H Patel

Chief Executive Officer
Petlad Mahal Arogya Mandal Pharmacy
Nadiad

Shri Nipun Jain

Director
Pharmchem
New Delhi

Elected Members

Sri Pramod Pimplikar Managing Director Shalina Laboratories Pvt Ltd Mumbai	Sri P Ramesh Babu Chairman & Managing Director SMS Pharmaceuticals Limited Hyderabad
Sri Vijay Shah Managing Director Stallion Laboratories Pvt Ltd Ahmedabad	Sri Dinesh Patel Managing Director Themis Medicare Ltd Mumbai
Sri Siddharth Daga Executive Director Vins Bioproducts Ltd Hyderabad	

Ex-Officio Members / National Associations

Dr. P M Murali President Association of Biotechnology Led Enterprises (ABLE)	Sri Chandrakant Bhanushali President Ayurvedic Drug Manufacturer's Association (ADMA)
Sri VV Krishna Reddy President Bulk Drug Manufacturer's Association (BDMA) Hyderabad	Sri Deepnath Roy Chowdhury President Indian Drug Manufacturer's Association (IDMA) Mumbai
Sri Nilesh Gupta President Indian Pharmaceuticals Alliance (IPA) Mumbai	

Sri Uday Bhaskar
Director General & Member Secretary

REPORT OF THE COMMITTEE OF ADMINISTRATION

To

The Members of PHARMEXCIL

Your Committee is pleased to present its 15th Annual Report for the financial year ended 31st March, 2019 together with the Audited Financial Statements of Account and the Auditor's Report for the said period. Your committee gratefully acknowledges the encouragement, cooperation and support extended by the Government of India and the Members throughout the financial year under review.

Membership:

The Membership Strength of the Council at the beginning of the year ie., 1st April, 2018, was 4069 and at the end of the year ie., as on 31st March, 2019, was 4400 as detailed here under:

Details of Membership	As on 31st March, 2019	As on 1st April, 2018
Large scale Manufacturers	382	373
Small scale Manufacturers	2067	1966
Merchant Exporters	1951	1730
Total	4400	4069

FINANCIAL POSITION

Summary of Income & Expenditure Account

Income	2018-19 Rs.	2017-18 Rs.
Membership fees and contributions from Members	27,66,93,707	22,75,86,072
Income from investments, other income etc.,	2,13,78,526	80,78,922
Total Income	29,80,72,233	23,556,64,994
Expenditure		
Expenses on coded activities	14,13,12,570	14,23,14,767
Establishment and other administrative expenses including depreciation	6,04,85,805	4,88,20,443
Surplus for the year	20,17,98,375	19,11,35,210

Dividend:

The Council is registered under Sec.8 of the Companies Act, 2013, as a non-profit organization and hence no dividend is declared.

Prospects:

The Committee presents the export performance, growth potential and the various incentives that are offered for exports besides the prospects for the next few years by way of various reports given in detail. herewith.

Information required under Sec.314(3) of the Companies Act, 2013.

All the information as are relevant to the Council are provided hereunder:

Web address where the annual return referred to in Sub-sec.3 of Sec.92 shall be placed.	pharmexcil.org
---	----------------

Material changes and commitments:

No material changes were there nor commitments made affecting the financial position of the Council between the end of the financial year to which the financial statements relate and the date of this report.

Conservation of energy, technology absorption:

The particulars as required under the provisions of Sec.134(3)(m) of the Companies Act, 2013, in respect of conservation of energy and technology absorption have not been furnished considering the nature of activities undertaken by the Council during the year under review.

Foreign Exchange earnings and outgo:

During the financial year 2018-19, expenditure incurred in Foreign Currencies amounted to Rs.9,52,13,377 on its own behalf and on behalf of the funding agencies.

Loans, Guarantees or Investments:

Particulars of loans given, Investments made, guarantees given if any, and the purpose for which the loan or guarantee and investment is proposed to be utilized are to be provided in the standalone financial statements. However, the Council has not made any such transactions.

Extract of Annual Return

In accordance with Section 134(3)(a) of the Companies Act,2013,an extract of the Annual Return for the financial year ended 31st March, 2018 in Form MGT-9 is appended as.

Annexure - 1 to this Report

Internal Financial Control

The Council has a proper and adequate internal control system commensurate with its nature of activities and meets the following objectives:

- providing assurance regarding the effectiveness and efficiency of operations;
- efficient use and safe guarding of resources;
- compliance with policies, procedures and applicable laws and regulations; and
- transactions being accurately recorded and promptly reported.

The members of the Committee of Administration regularly reviews the adequacy of internal control system.

Committee's Responsibility Statement

As stipulated in section 134(3)(c) of the Companies Act, 2013, your Committee subscribes to the "Committee Responsibility Statement" and confirms as under:

- 1) That in the preparation of the Annual Accounts, the applicable Accounting Standards have been followed and there are no material departures;
- 2) That the committee has selected such accounting policies and applied consistently and made judgment and estimates that are responsible and prudent so as to give a true and fair view of the state of affairs of the council at the end of the financial year and of the Surplus of the Council for the year ended on that period;
- 3) That the committee has taken proper and sufficient care for the maintenance of adequate accounting records in accordance with the provisions of this Act for safe guarding the assets of the Council and for preventing and detecting fraud and other irregularities;
- 4) That the committee has prepared the Annual Accounts of the Council on going concern basis;
- 5) That the committee has laid down internal financial controls to be followed by the Council and such internal financial controls are adequate and were operating effectively; and
- 6) That the committee has devised proper systems to ensure proper compliance with the provisions of all applicable laws and that such systems were adequate and operating effectively.

Auditors and Auditors' Report

M/s. Sarat & Associates, Chartered Accountants, who are the statutory auditors of the Council, hold office until the conclusion of the ensuing Annual General Meeting of the Council and are eligible for re-appointment.

Committee's Comment on the Auditors' Report

The observations of the Statutory Auditors, when read together with the relevant notes to the accounts and accounting policies are self explanatory. There are no qualification, reservation or adverse remark or disclaimer made by the Statutory Auditors in their report.

Number of meetings of the Committee of Administration

During the year, the Council held three COA Meetings on 1st June, 2018, 14th September 2018, and 2nd February, 2019.

Significant and Material Orders, if any, passed by Authorities:

During the year, there were no significant and material orders passed by the regulators or courts or tribunals impacting the going concern status and the Council's operation in future.

Prevention of Sexual Harassment at Workplace

As per requirement of The Sexual Harassment of Women at Workplace (Prevention, Prohibition & Redressal) Act, 2013 and Rules made thereunder, your Council has constituted Internal Complaints Committee (ICC). During the year, No complaints were received by the Council.

Particulars of the Employees

There was no employee of the council who received remuneration in excess of the limit prescribed under section 197 of the Companies Act, 1956 read with Rule 5 of the Companies (Appointment and Remuneration) Rules, 2014.

Green Initiatives

Electronic copies of the Annual Report 2018-19 and Notice of the 15th Annual General Meeting are sent to all the members to that email ID registered with Pharmexcil. The Physical copies of the aforesaid documents will also be available at all the offices of EEPC India for inspection during normal business hours on working days. Also, the printed copies of the same will be made available on specific requisition.

Appreciations and Acknowledgments

We are grateful to the members for their co-operation, fruitful suggestions and guidance from time to time. We also thank the Government of India, particularly the Ministry of Commerce, the Ministry of Finance, the Ministry of Corporate Affairs, the Income Tax Department, the Reserve Bank of India and other government agencies for their support, and look forward to their continued support in the future. The Council particularly appreciates the commitment of the employees and their services in achieving the objectives of the Council.

On behalf of the Committee of Administration

Place: Delhi

Date: 23rd August, 2019

Sd/-
Dinesh Dua
Chairman
DIN 02436706

ANNEXURE TO THE REPORT OF THE COMMITTEE OF ADMINISTRATION

ANNEXURE: I Extract of Annual Return Form No. MGT-9

Extract of Annual Return as on the Financial year ended 31st March, 2019

[pursuant to Sec.92(3) of the Companies Act, 2013 and Rule 12(1) of the Companies (Management and Administration) Rules, 2014]

I Registration and other details:

i	CIN	U24239TG2004NPL043058
ii	Registration Date	13/04/2004
iii	Name of the Company	Pharmaceuticals Export Promotion Council of India
iv	Category/sub-category of the Company	Non-Government Company
v	Address of the Registered Office and contact details	201, Aditya Trade Center, Ameerpet, Hyderabad:500038
vi	Whether listed Company	No
vii	Name, address and contact details of Registrars and Transfer Agents, if any	Not applicable.

II: Principal business activities of the Company (contributing 10% or more of the total turnover of the Company:

Srl No.	Name and description of main products/service	NIC CODE of the product/service	% to total turnover of the Company
1	Promoting exports of pharmaceuticals and medicines		100

III. Particulars of holding, subsidiary and Associate Companies: Not applicable.

On behalf of the Committee of Administration

Place: Delhi

Date: 23rd August, 2019

Sd/-
Dinesh Dua
 Chairman
 DIN 02436706



PERFORMANCE OF INDIAN PHARMA INDUSTRY

Indian Pharmaceutical Industry in 2018-19 - An Overview

Pharma Sector Importance

Global spending on Pharmaceuticals (Patented & generic together) in 2018 was \$1,187 Billion. It is forecasted to grow between 2-3.5% in 2019 and touch Just under \$1214 Billion as per latest BMI Market Prognosis. Out of this Generic sector, in which India participates, is of the size \$312 Billion.

India's Pharma Industry during 2018-19 has touched \$ 40 billion (domestic and Exports). India's Pharma exports during 2018-19 was \$19.13 Billion comprising of Bulk Drugs, Finished dosage formulations, Ayush & herbals & Surgicals contributed 5.79% of Merchandise exports. Drug formulations & Biologicals is the third largest Principal commodity being exported by India.

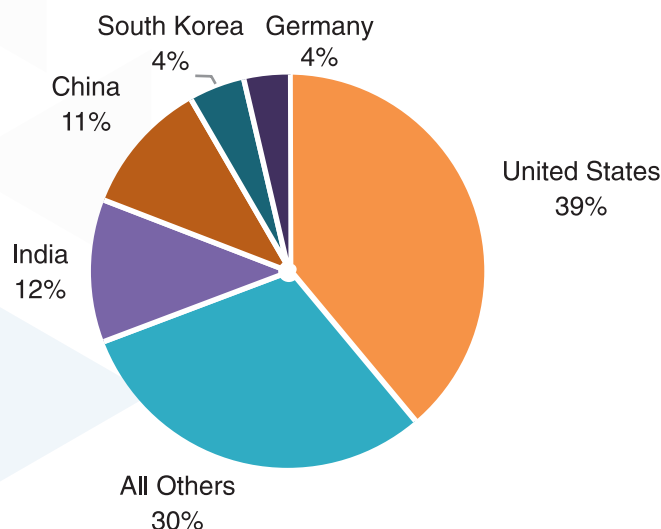
India is self-sufficient as far as generic formulations are concerned and produced \$33 bn worth, exporting \$14.4 Billion in 2018-19.

As per IQUVIA India accounts for 40% of Generic approvals of USFDA in FY-17.

Some of the salient features of India's Pharma Industry:

- 4th Largest formulations exporter by Volumes (Source: UN comtrade 2017 / Pharmexcil Observation)
- 10th largest Formulations exporter By value (source: UN comtrade / Pharmexcil Observation)
- Largest Exclusive Generic (Exporting only Generics) Exporter by Value (source: UN comtrade / Pharmexcil Observation) and is also endorsed by IQUVIA.
- Around 62 % of Generic exports are to highly regulated markets.
- Annual Trade surplus of \$12.8 Billion.
- India holds 12% of all Global manufacturing sites catering to US market in 2018. Source USFDA

Following chart shows major countries manufacturing sites catering to US Pharma market (holding 25% of Global generic market and largest Destination of India's exports) in 2018.



Source: USFDA

India's Pharma Exports & its contribution to Global Pharma Trade:

Top Ten Formulation Exporting Countries \$ Million						
Rank	Country	2015	2016	2017	% Growth	% Contbn by value
1	Germany	74718	76017	83217	9.47	16.48
2	Switzerland	60592	67499	70284	4.13	13.92
3	USA	47086	47487	45458	-4.27	9.00
4	Belgium	43151	42174	43215	2.47	8.56
5	Ireland	31728	31712	37553	18.42	7.44
6	United Kingdom	35806	32547	32560	0.04	6.45
7	France	29859	30440	30266	-0.57	5.99
8	Italy	19787	21187	25579	20.73	5.07
9	Netherlands	25352	16790	23827	41.91	4.72
10	India	12496	13078	12914	-1.25	2.56
	World	485197	488053	504863	3.44	100.00

Source: Uncomtrade

Note: Top 9 of the above countries export mix of Patented and generic formulations and India exports exclusively Generics. As 2018 data is not yet complete 2017 Data is taken (China is yet to report its 2018 data to Uncomtrade).

India's Exports Category wise during April-March \$ Million					
Category	Fy-18	Fy-19	Change%	+/-Revenue	Contbn%
Ayusk&Herba;ls	456.12	446.12	-2.19	-10	2.33
Bulk Drugs & Drug intermediates	3525.65	3895.14	10.48	369.49	20.36
Drug formulations & Biologicals	12747.88	14223.46	11.58	1475.58	74.33
Surgicals	552.16	569.77	3.19	17.61	2.98

Source: DGCIS

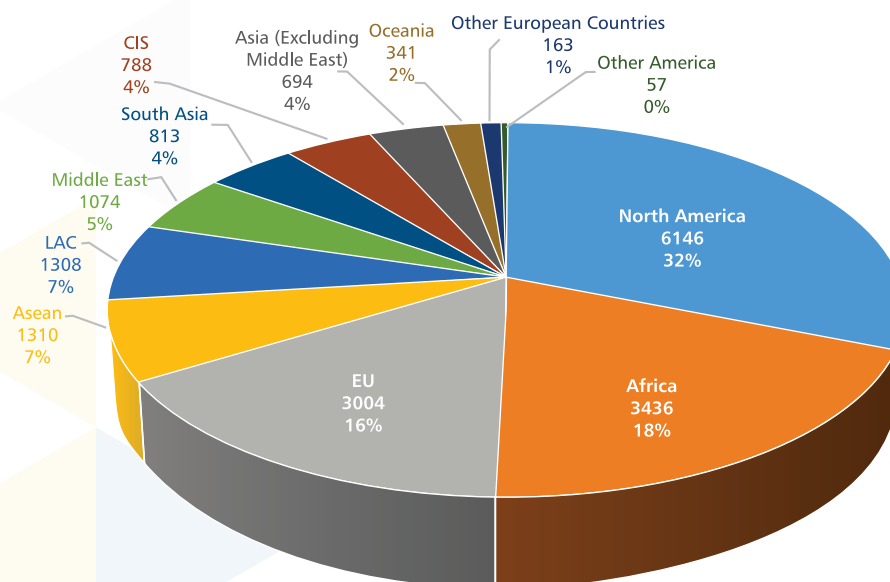
India's Pharma exports for the Period April- March, 2018-19 financial year is \$19,134.49 Million and has recorded a growth of 10.72%. This works out to monthly average exports of \$1594.12 Million during Fy-19.

Exports during the period has grown by all categories except the category of Ayush & Herbal Products.

India's Pharma Exports by Region:

India's Pharma Exports during April-March Region wise \$ Million					
Region	Fy-18	Fy-19	Change%	+/-Revenue	Contbn%
North America	5348.00	6145.67	14.92	797.67	32.12
Africa	3346.97	3436.44	2.67	89.47	17.96
EU	2752.64	3003.91	9.13	251.26	15.70
ASEAN	1181.45	1310.14	10.89	128.69	6.85
LAC	1135.15	1308.30	15.25	173.15	6.84
Middle East	869.05	1074.11	23.60	205.06	5.61
South Asia	764.33	812.84	6.35	48.51	4.25
CIS	733.17	788.27	7.52	55.10	4.12
Asia (Excluding Middle East)	627.30	693.62	10.57	66.32	3.63
Oceania	320.25	340.84	6.43	20.59	1.78
Other European Countries	150.99	162.86	7.86	11.87	0.85
Other America	52.48	57.38	9.33	4.90	0.30
Grand Total	17281.81	19134.39	10.72	1852.57	100.00

Pictorial Representation of India's Exports in 2018-19 Value in \$ Million:



Exports to all regions, when looked at during FY-19 shows growth. Region of North America heading the table, is growing better than the National growth & faster than the local market. Exports to Africa the second largest Destination is growing only by 2.67% and contributes almost 18% to the total exports. Exports to EU the third largest and an important destination both in the categories of bulk drugs & formulations contributing almost 16% to the total exports has grown by 9.13%.

India's Pharma Exports to Top 25 Destinations during April-March \$ Million						
Rank	Country	Fy-18	Fy-19	Change%	Contbn%	Change in Revenue
1	U S A	5118.20	5820.41	13.72	30.42	702.21
2	U K	556.65	630.17	13.21	3.29	73.52
3	SOUTH AFRICA	582.99	619.08	6.19	3.24	36.09
4	RUSSIA	468.77	485.55	3.58	2.54	16.78
5	BRAZIL	383.72	452.05	17.81	2.36	68.33
6	NIGERIA	466.67	447.95	-4.01	2.34	-18.73
7	GERMANY	389.24	445.78	14.53	2.33	56.54
8	CANADA	229.80	325.26	41.54	1.70	95.46
9	BELGIUM	242.95	277.49	14.22	1.45	34.54
10	FRANCE	252.12	276.66	9.73	1.45	24.54
11	AUSTRALIA	253.86	276.19	8.80	1.44	22.33
12	KENYA	254.63	261.01	2.51	1.36	6.38
13	U ARAB EMTS	128.29	260.24	102.85	1.36	131.94
14	VIETNAM SOC REP	226.30	245.09	8.30	1.28	18.79
15	PHILIPPINES	216.72	240.02	10.75	1.25	23.30
16	NEPAL	232.82	232.76	-0.03	1.22	-0.06
17	CHINA P RP	200.46	230.19	14.83	1.20	29.72
18	SRI LANKA DSR	206.79	219.19	6.00	1.15	12.40
19	NETHERLAND	233.71	205.92	-11.89	1.08	-27.79
20	MYANMAR	181.98	201.95	10.98	1.06	19.97
21	BANGLADESH PR	162.67	191.60	17.79	1.00	28.93
22	THAILAND	172.58	190.06	10.12	0.99	17.47
23	IRAN	124.05	181.14	46.02	0.95	57.09
24	UGANDA	155.82	177.13	13.68	0.93	21.31
25	JAPAN	147.66	175.81	19.06	0.92	28.15
Total of the above		11589.44	13068.67	12.76	68.30	1479.23
Grand Total		17281.81	19134.49	10.71931	100	1852.68

- Exports to top 25 destinations contribute 68.3 % to the total exports.
- Exports to 22 of the top 25 Destinations are growing.
- During FY-19 India has exported to 201 Countries averaging \$95.2 million. Exports to 48 of these countries are above average of \$95.2 Million.
- Exports to 8 countries to which are above \$ 95.2 Million has grown over 22%(Twice the average Growth) during the year.
- Average exports of Bulk Drugs during the year has touched \$ 325 million a month. India has exported this category to 174 destination countries during FY-19 at an average of \$22.38 million to each of them and to 64 of them more than \$ ten Million.
- India exports only generic formulations and global generic market growth in 2018 calendar year is reported to have grown at just 5%. India's exports of this category is growing 2.2 times faster than the market.
- Average exports of Formulations during the year has touched \$ 1130 million a month. India has exported this category to 208 destination countries during FY-19 at an average of \$65.19 million to each of them and to 65 of them more than \$ thirty Million.

Accreditations of India's Pharmaceutical Industry:

Authority	Name of Regulatory Agency	Nos.
USA	No: of Sites (Bulk drugs + Formulations) Registered with US FDA (as on July 2019)	730
	Total No Of DMF's (Type II Active) Filed by India companies (as on 31 July 2017)	3980
	ANDAs Market Authorizations (As on July 2019)	5048
	Formulation companies with USFDA approvals.	50
EUROPE	Number of CEPs received (as of July 2019)	1693
	Number of companies with CEPs (July 2019)	214
	No of Sites with EU GMP Compliance as on July 2019	622
	UK MHRA (Medicines Healthcare Regulatory Agency), Market authorizations	1943
	Number of CEPs with Irish Medicines Board	300
	Number of companies registered in Irish Medicines Board	19
	Number of Authorisations with Sweden MPA (Läkemedelsverket)	209
	Number of companies having MA's with Sweden MPA (Läkemedelsverket)	14
WHO GMP	WHO GMP Certified Plants (as per Drug Controller General of India)	2050 (approx.)
ETHIOPIA	DACA (Drug Administration and Control Authority), Ethiopia (companies)	50
TANZANIA	(TFDA) Tanzania Food and Drugs Authority (companies)	1373



EXPORT PROMOTIONAL ACTIVITIES



EXPORT PROMOTIONAL ACTIVITIES

ABROAD 2018 -19

CPHI - Japan

Council organized India Pavilion at CPhI Japan held during 18-20th April 2018. 20 Indian companies participated in the Pavilion. Chairman and Director General attended the event. Dy. Chief of Indian Embassy inaugurated the Pavilion. During 3 days of exhibition, Director General, Chairman and Mr. Dodda Reddy, CoA member have met several important industry representatives, Japan Generic Association, JETRO etc.



iPHEX

6th edition of IPHEX is held at New Delhi during 8-10th May 2018, where over 360 exhibitors, 900 overseas delegates and 15000 visitors attended. Council organized seminars / panel discussions on pharma export related subject. Hon'ble Minister for Commerce & Industry Shri Suresh Prabhu inaugurated the event. Secretary, Joint Secretary, Director of Department of Commerce, Joint Secretary of Department of Pharmaceuticals, Drug Control General of India have visited the event.



Delegation to Russia

DG participated in the delegation of 23rd IRWGTEC lead by Secretary, Department of Commerce to Moscow, Russia during 21-23rd May 2018. Several pharma export related issues were raised during the meeting with Dy. Minister(Pharma), like mutual recognition of clinical trials, reciprocity principle between regulatory authorities of two countries etc.

CPHI China

Council organized Pavilion in CPHI China during 21-23rd June 2018. 21 Indian companies participated in the exhibition through our pavilion. The exhibitors received good response.



Medipharm, Vietnam

Council participated in Medipharm Export during 2-4th August 2018 in Vietnam, where a meeting-cum-B2B Interaction: India-Vietnam Cooperation in Medical, Hospital and Pharmaceutical Sectors" has been organized on 3rd August. Many of Indian companies that were exhibiting in the show have actively participated.

There is a draft notification issued by DAV i.e. Draft Circular on Registration of Drugs and Medicinal Ingredients" issued by the Ministry of Health. Certificate of Pharmaceutical product(CPP) is mandated for product registrations and imported generic drugs, new chemical drugs and biologicals, QR code implementation, pack insert on CPP etc." making it impractical for Indian Pharmaceutical Companies to continue business in Vietnam. Council provided inputs / suggestions on the same, copy of which is enclosed for reference of members.



Joint Working Committee Meeting At Tashkent

Council participated in the Joint Working Committee meeting between India-Uzbekistan on 17th August 2018 at Tashkent.



International Business (BSM) & Regulatory Meet

Council organized BSM & Regulatory Meet during 20-22nd August 2018 at Shanghai, China. 27 Indian companies participated in the Meet and over 200 China companies interacted with the Indian companies.



Maghreb Pharma Expo



Maghreb Pharma Expo is one of the major pharma events in Algeria, which is the 2nd largest market in Africa region. Considering opportunities available for Indian pharma exporters, particularly for Apls, nutraceuticals, pharma machinery exporters, Council participated in this event held during 17-19th September 2018. 17 Indian exporters participated in the pavilion.

Iran Pharma

Iran Pharmaceutical Syndicate organizes a pharma event every year viz., Iran Pharma. Iran has good number of finished formulations manufacturing units. In view of good exporting opportunities available for APIs exporters and also contract manufacturing opportunities available for Indian pharma manufacturers, Council organized Pavilion in this event, held during 24-27th Sep 2018, where 19 Indian companies participated in the pavilion.



Business Delegation to LAC

As part of Council's continuous efforts to promote Indian pharma exports to Latin American countries, Business Delegation to Brazil, Guatemala, Honduras was organized during 3-14th September 2018. 21 Indian companies participated in the delegation.

Visit to Saudi Arabia

On the invitation of Saudi Arabia Food & Drug Administration, Director General attended SFDA Annual Conference & Exhibition held at Riyadh during 25-27th Sep 2018. This helped to understand SFDA regulations and present status of local market.



CPH Worldwide

CPH Worldwide is one of the important pharma events. Council has been participating in this event since 2005. This year the event took place at Spain during 9-11th October 2018 and Council organized India pavilion, where 55 companies participated. In association with UK MHRA, Council organized a seminar on India-UK & EU Pharma summit, where representatives of industry, UK MHRA made presentations on challenges, opportunities for pharma business between India and UK & EU.




Delegation to CIS Countries

Council organized a business delegation to CIS countries (Russia, Turkmenistan and Ukraine) during 17th November to 1st December 2018. During visit to Russia, the delegation participated in a BSM / Interactive meeting with State govt. officials of Tatarstan also.



Country Pavilion at China

FIEO organized Country Pavilion at China International Import Exposition 2018 at Shanghai China during 5-10th November 2018. Director General and Joint Director participated in the event on behalf of Council.



CPhI India

CPhI India, held during 12-14th December 2018 at Greater Noida, Delhi NCR. Council organized a Pavilion with 116 stalls (108 companies). Shri Syamal Misra, Joint Secretary, Department of Commerce inaugurated the Pavilion. Entered a MoU with UL India Pvt Ltd for organizing seminars / workshops on pharma related technical subjects for the benefit of industry.



RBSM at World Arogya Congress

Council organized RBSM on the eve of World Arogya Congress held during 18-20th December 2018 at Ahmedabad. 19 overseas buyers from 6 countries were invited for the Meet and over 70 Indian delegates interacted with them.



Arab Health

For 13th consecutive year, Council organized India Pavilion at Arab Health at Dubai, UAE during 28-31st January 2019. 63 companies participated in our Pavilion. Consular, Indian Embassy in UAE inaugurated the pavilion. The participants got good response.



BSM / Trade delegation to ASEAN Countries

Council has organized a trade delegation to Philippines, Indonesia and Expo at Vietnam during 16-23rd January 2019. 24 companies participated in the meeting. Director General joined the delegation at Vietnam.



IPHEX Africa & BSMs in Uganda and Sudan

Council organized BSMs in Uganda & Sudan and 3rd edition of IPHEX Africa in Nigeria during 6-16th March 2019. 53 Indian companies participated in the event. In all three places, Council organized meetings with local FDAs for the benefit of participants. Hon'ble Health Ministers of the countries have attended the events in all the 3 countries. Director General, NAFDAC was the Chief Guest of the inauguration of IPHEX Africa, Nigeria. Pharmexcil requested NAFDAC to recognize IP.



EXPORT PROMOTIONAL ACTIVITIES

INDIA 2018 -19

Seminars on Barcoding / DAVA

As advised by Department of Commerce, Council in association with NIC and GS1 is organizing series of workshops / seminars at various cities to help the members in clarifying their queries on barcoding and uploading of data on DAVA. First seminar was held on 11th May 2018 at Hyderabad, where about 100 delegates attended the event. Next seminar is scheduled on 12th June 2018 at Ahmedabad.



Seminars "GST/IGST/ITC pending refunds & corrective steps

Council organized seminars on GST pending refunds and corrective steps at Visakhapatnam and Chennai on 23rd and 24th July 2018 respectively. Good number of companies participated and avail the experts' advice on how to minimize the mistakes in claiming the GST refunds.

Interactive Meeting with Canada Life Sciences companies at Hyderabad & Mumbai

In association with Trade Commission of Canada, Council organized interactive meeting with about 10 Pharma / healthcare companies of Canada at Hyderabad on 7th August and on 8th August at Mumbai. Our members actively participated and interacted with Canadian companies.

Meeting with delegation of Uzbekistan

Council organized a meeting on 8th August 2018 at New Delhi, with a delegation from Uzbekistan who are seeking investments in their country in pharma sector.

Conference on Biomedical R&D for Public Health in India

South Center, in association with ISID organized a Conference on Biomedical R&D for Public Health in India during 13-14th August 2018 at Delhi. Council associated with the Conference as co-organizer



3rd India-Japan Medical Products Regulatory Symposium

CDSCO organized 3'd India-Japan medical products Regulatory Symposium during 27-28th August 2018 at New Delhi. JPMA (Japan Pharmaceutical Manufacturers Association), JFMDA (Japan Federation of Medical Devices Association), FPMJ (Federation of Pharmaceutical Manufacturers' Associations of JAPAN), KPIA (Kansai Pharmaceutical Association, CDSCO, FICCI and Pharmexcil have associated with the symposium

Visit of Journalists from Russia

As part of Ministry of External Affairs outreach programme, 16 journalists from Russia have visited Mumbai on 20th Sep 2018 and Council organized presentations about Indian pharma industry, Pharmexcil's activities etc. Mr. Ajit Singh, Chairman of ACG had made a presentation about Indian pharma industry.



Annual General Meeting of Council

14th Annual Meeting of Council was held on 14.9.2018 at Hyderabad. For the benefit of member exporters, Council organized an exclusive seminar on financial schemes & incentives available from Govt., financial institutions etc., by inviting senior/retired officials from Exim Bank, SIDBI, ECGC, DGFT, SBI Global Factoring, CSIR etc. Outstanding Export Performance Awards were also distributed to the deserving companies.




10th Edition of Outstanding Export Performance Awards, Hyderabad



Interactive meeting with Zheijang

At the request of a Chinese company Zheijang Chemical Import & Export company, who is keen to have joint ventures with Indian companies, Council organized an interactive meeting with a few major companies at Hyderabad on 24th September 2018.



Seminar on Green Chemistry

Green Chemistry Foundation has organized a two day seminar on 'Advancing implementation of Green Chemistry and Engineering in Indian Pharma Industry at Hyderabad during 27-29th September 2018. Council supported the event by circulating among members.

Meeting with Odisha Biotechnology Department

Principal Secretary, Department of Science & Technology, State Government of Odisha organized a Stakeholders Consultative Meeting at Hyderabad on 4th October 2018. The objective of the meeting was to invite investments in the State of Odisha in the field of Biotechnology. A biotechnology park is being developed by the Odisha State Government and invited industry to invest in the Park. Director General attended the meeting on behalf of Council.

Roundtable on Drug Serialization & Traceability in India

FICCI organized a Roundtable meeting on drug erialization and Traceability in India on 5th October 2018 at Delhi. Representatives of major pharma companies attended the meeting. Sr. Director attended the meeting on behalf of Council and explained the role of Pharmexcil and activities taken up by Council on this subject.

Interactive Meeting with H.E. Ambassador of India in Croatia

Ambassador designate to Croatia Shri Arindam Bagchi has visited Hyderabad to understand status / issues of Indian pharma industry in Croatia. Council organized an interactive meeting on 30th October 2018 at Hyderabad, where major exports to this country like Aurobindo, Larus, Natco, Glochem, Nosch Labs, Lee Pharma etc. have participated and interacted with Ambassador Seminar on Doing Business in Evolving Dynamics.



Meeting with Health Minister of Iran

Hon'ble Minister for Health of Iran visited India during 14-15th December 2018 to discuss about cooperation between two countries in Healthcare sector. Director General participated in the Dinner meeting.

Workshop on "Regulatory Requirements in China & Onsite Audit requirement from NMPA"

China Chinopharma Ltd, a reputed trading company in China organized a workshop on regulatory practices in China for the benefit of Indian pharma companies on 17th Dec 2018 at Hyderabad. Council actively supported the event. Around 120 companies participated in the workshop.



Seminar on “Indian Pharma Exports - Regulatory Challenges”

Council along with AIDCOC organized a panel discussion on Indian Pharma Exports - Regulatory Challenges during 70th Indian Pharmaceutical Congress held at Noida during 20-22.12. 2018. Experts from Regulatory, industry, R&D and Academia participated in the Panel discussion.

Parliamentary Committee Meeting on Papers Laid on the Table of Lok Sabha

A Parliamentary Committee visited Hyderabad on 16.1.2019. The Committee was constituted to discuss about delay in laying the papers on the Table of Lok Sabha. There was a delay in laying Accounts & Annual Reports of some of the Government agencies and Pharmexcil is one of the agencies. Department of Commerce explained that they have sought some clarifications from Department of Finance about laying of Annual Reports of EPCs in Parliament. The meeting was attended by Director General, Director on behalf of Council. Shri K V Nagi Reddy, Director of Department of Commerce attended the meeting. Director General made a brief presentation about Pharma exports and also clarified various queries raised by Committee on pharma exports.

Vibrant Gujarat

Council took a stall in the exhibition organized on the sidelines of Gujarat Vibrant during 18-20th January 2019 at Gujarat. Sr. Director coordinated the event.

India Pharma 2019 & India Medical Device 2019

Pharmexcil participated in "India Pharma 2019 & India Medical Device 2019" organized by Department of Pharmaceuticals & FICCI. Pharmexcil participated in panel discussion of "Enhancing cross-border trade: Discussing Import and Export related opportunities and challenges for Indian Pharmaceutical Industry" and in "International Regulators Interaction with Industry". During the meeting Council officials met the Director, Food & Drug Department, Guyana along with senior official from CDSCO at the advice of H.E. High Commissioner of India in Guyana. During meeting, the Director was appraised about Indian drug regulatory mechanism and Indian pharma industry.

Workshop on “Advances & New Paradigms in Pharmaceutical Regulatory Affairs”

Pharmexcil in association with CDSCO, Hyderabad organized workshop on "Advances & New Paradigms in Pharmaceutical Regulatory Affairs" on 25th February 2019 by inviting former Director, CDER, USFDA and the Pharma industry.



Workshop by ZDGFT, Mumbai

A workshop for exporters-importers was organized by Zonal office of DGFT, Mumbai on 26th March 2019. The key topics covered in the seminar were Understanding DGFT online module, Managing risk in international trade, how to make application for export credit successful. Council actively participated in the workshop by circulating the event and also providing faculty for the workshop.





ACCOUNTS FOR 2018-19



Accounts for 2018 - 19

INDEPENDENT AUDITOR'S REPORT

To
The Members of
M/s Pharmaceuticals Export Promotion Council of India

Report on the Audit of the Financial Statements

Opinion

We have audited the accompanying financial statements of M/s Pharmaceuticals Export Promotion Council of India ("the Company"), which comprise the Balance Sheet as at 31st March, 2019, the Statement of Income and Expenditure Account, Cash Flow Statement for the year then ended and a summary of the significant accounting policies and other explanatory information.

In our opinion and to the best of our information and according to the explanations given to us, the aforesaid financial statements give the information required by the Act in the manner so required and give a true and fair view in conformity with the accounting principles generally accepted in India, of the state of affairs of the Company as at 31st March, 2019, and its Surplus for the year ended on that date.

Basis for Opinion

We conducted our audit of the Financial Statements in accordance with the Standards on Auditing specified under section 143(10) of the Act (SAs). Our responsibilities under those Standards are further described in the Auditor's Responsibilities for the Audit of the Financial Statements section of our report. We are independent of the Company in accordance with the Code of Ethics issued by the Institute of Chartered Accountants of India (ICAI) together with the independence requirements that are relevant to our audit of the financial statements under the provisions of the Act and the Rules made thereunder, and we have fulfilled our other ethical responsibilities in accordance with these requirements and the ICAI's Code of Ethics. We believe that the audit evidence we have obtained is sufficient and appropriate to provide a basis for our audit opinion on the Financial Statements.

Other Information - Board of Directors' Report

The Company's Board of Directors is responsible for the preparation and presentation of its report (herein after called as "Board Report") which comprises various information required under section 134(3) of the Companies Act 2013 but does not include the financial statements and our auditor's report thereon.

Our opinion on the financial statements does not cover the Board Report and we do not express any form of assurance conclusion thereon

In connection with our audit of the financial statements, our responsibility is to read the Board Report and in doing so, consider whether the Board Report is materially inconsistent with the financial statements or our knowledge obtained during the course of our audit or otherwise appears to be materially misstated.

If, based on the work we have performed, we conclude that there is a material misstatement in this Board Report, we are required to report that fact. We have nothing to report in this regard.

Management's Responsibility for the Financial Statements

The Company's Board of Directors is responsible for the matters stated in Section 134(5) of the Companies Act, 2013 ("the Act") with respect to the preparation of these financial statements that give a true and fair view of the financial position, financial performance of the Company in accordance with the accounting principles generally

accepted in India, including the Accounting Standards specified under Section 133 of the Act, read with Rule 7 of the Companies (Accounts) Rules, 2014. This responsibility also includes maintenance of adequate accounting records in accordance with the provisions of the Act for safeguarding of the assets of the Company and for preventing and detecting frauds and other irregularities; selection and application of appropriate accounting policies; making judgments and estimates that are reasonable and prudent; and design, implementation and maintenance of adequate internal financial controls, that were operating effectively for ensuring the accuracy and completeness of the accounting records, relevant to the preparation and presentation of the financial statements that give a true and fair view and are free from material misstatement, whether due to fraud or error.

In preparing the Financial Statements, management is responsible for assessing the Company's ability to continue as a going concern, disclosing, as applicable, matters related to going concern and using the going concern basis of accounting unless management either intends to liquidate the Company or to cease operations, or has no realistic alternative but to do so.

The Board of Directors are responsible for overseeing the Company's financial reporting process.

Auditor's Responsibilities for the Audit of the Financial Statements

Our objectives are to obtain reasonable assurance about whether the Financial Statements as a whole are free from material misstatement, whether due to fraud or error, and to issue an auditor's report that includes our opinion. Reasonable assurance is a high level of assurance, but is not a guarantee that an audit conducted in accordance with SAs will always detect a material misstatement when it exists. Misstatements can arise from fraud or error and are considered material if, individually or in the aggregate, they could reasonably be expected to influence the economic decisions of users taken on the basis of these Financial Statements.

- i. Identify and assess the risks of material misstatement of the financial statements, whether due to fraud or error, design and perform audit procedures responsive to those risks, and obtain audit evidence that is sufficient and appropriate to provide a basis for our opinion. The risk of not detecting a material misstatement resulting from fraud is higher than for one resulting from error, as fraud may involve collusion, forgery, intentional omissions, misrepresentations, or the override of internal control.
- ii. Obtain an understanding of internal control relevant to the audit in order to design audit procedures that are appropriate in the circumstances but not for the purpose of expressing an opinion on the effectiveness of the Company's internal control systems.
- iii. Evaluate the appropriateness of accounting policies used and the reasonableness of accounting estimates and related disclosures made by management.
- iv. Conclude on the appropriateness of management's use of the going concern basis of accounting and, based on the audit evidence obtained, whether a material uncertainty exists related to events or conditions that may cast significant doubt on the Company's ability to continue as a going concern. If we conclude that a material uncertainty exists, we are required to draw attention in our auditor's report to the related disclosures in the Financial Statements or, if such disclosures are inadequate, to modify our opinion. Our conclusions are based on the audit evidence obtained up to the date of our auditor's report. However, future events or conditions may cause the Company to cease to continue as a going concern
- v. Evaluate the overall presentation, structure and content of the Financial Statements, including the disclosures, and whether the Financial Statements represent the underlying transactions and events in a manner that achieves fair presentation

Materiality is the magnitude of misstatements in the Financial Statements that, individually or in aggregate, makes it probable that the economic decisions of a reasonably knowledgeable user of the Financial Statements may be influenced. We consider quantitative materiality and qualitative factors in (i) planning the scope of our audit work and in evaluating the results of our work; and (ii) to evaluate the effect of any identified misstatements in the Financial Statements.

We communicate with those charged with governance regarding, among other matters, the planned scope and timing of the audit and significant audit findings, including any significant deficiencies in internal control that we identify during our audit.

We also provide those charged with governance with a statement that we have complied with relevant ethical requirements regarding independence, and to communicate with them all relationships and other matters that may reasonably be thought to bear on our independence, and where applicable, related safeguards.


Report on Other Legal and Regulatory Requirements

1. As required by Section 143(3) of the Act, we report that:

- a) We have sought and obtained all the information and explanations which to the best of our knowledge and belief were necessary for the purposes of our audit.
- b) In our opinion, proper books of account as required by law have been kept by the Company so far as it appears from our examination of those books.
- c) The Balance Sheet, the Statement of Income and Expenditure and the Cash Flow Statement dealt with by this Report are in agreement with the books of accounts.
- d) In our opinion, the aforesaid financial statements comply with the Accounting Standards specified under Section 133 of the Act, read with Rule 7 of the Companies (Accounts) Rules, 2014.
- e) On the basis of the written representations received from the directors as on 31st March, 2019 taken on record by the Board of Directors, none of the directors is disqualified as on 31st March, 2019 from being appointed as a director in terms of Section 164 (2) of the Act.
- f) With respect to the adequacy of the internal financial controls with reference to financial statements of the Company and the operating effectiveness of such controls, refer to our separate Report in "Annexure A". Our report expresses an unmodified opinion on the adequacy and operating effectiveness of the Company's internal financial controls with reference to financial statements.
- g) With respect to the other matters to be included in the Auditor's Report in accordance with Rule 11 of the Companies (Audit and Auditors) Rules, 2014, in our opinion and to the best of our information and according to the explanations given to us:
 - i. The Company does not have any pending litigations which would impact its financial position.
 - ii. The Company did not have any long-term contracts including derivative contracts for which there were any material foreseeable losses.
 - iii. There has been no delay in transferring amounts, required to be transferred, to the Investor Education and Protection Fund by the Company.
- h) The provisions of Companies (Auditors Report) Order, 2016 do not apply to the Company as it is licensed to be operated under Section 8 of the Companies Act and is hence exempted to be reported in accordance with clause (iii) of the said Order.

Place:
Date:

For and on behalf of
SARATH & ASSOCIATES
Chartered Accountants
Firm Regn No. 005120S



CA S Srinivas
Partner
M. No: 202471

**PHARMACEUTICALS EXPORT PROMOTION COUNCIL OF INDIA
(LIMITED BY GUARANTEE)**

CIN : U24239TG2004NPL043058

BALANCE SHEET AS AT 31st March, 2019

Amount in Rs.

CORPUS FUND & LIABILITIES	SCH.	As at 31.03.2019	As at 31.03.2018
Corpus Fund		3,00,00,000	3,00,00,000
Reserves & Surplus	1	1,67,85,125	1,47,16,125
Advances from Govt.of India	2	11,74,00,831	3,73,506
Current Liabilities & Provisions	3	13,87,64,721	14,15,97,278
Excess of Income over Expenditure	4	25,30,44,050	15,67,70,192
		55,59,94,727	34,34,57,101

ASSETS	SCH.	As at 31.03.2019	As at 31.03.2018
Fixed Assets	5	6,34,97,556	2,39,50,173
Investments	6	20,62,45,226	16,78,52,770
Current Assets, Loans & Advances	7	28,62,51,945	15,16,54,158
		55,59,94,727	34,34,57,101

Vide our Report of Even Date
For SARATH & ASSOCIATES
FRN: 005120S
Chartered Accountants



CA S.SRINIVAS

Partner

M.No. 202471

Date: 23-08-2019

Place: New Delhi

For Pharmaceuticals Export Promotion Council of India



Director General



Chairman

**PHARMACEUTICALS EXPORT PROMOTION COUNCIL OF INDIA
(LIMITED BY GUARANTEE)**

CIN : U24239TG2004NPL043058

**INCOME & EXPENDITURE ACCOUNT FOR THE
YEAR ENDED 31st March, 2019**

Amount in Rs.

INCOME	SCH.	As on 31.03.2019	As on 31.03.2018
Membership Fees	8	4,16,18,262	4,39,29,800
Contributions from Members	9	23,50,75,445	18,36,56,272
Income from Investments	10	1,01,48,872	65,32,147
Other Income	11	1,12,26,907	14,87,035
Profit on sale of Asset		2,747	59,740
		29,80,72,233	23,56,64,994

EXPENDITURE	SCH.	As on 31.03.2019	As on 31.03.2018
Expenses on Coded Activities	12	14,13,12,570	14,23,14,767
Establishment Expenses	13	3,44,88,837	2,73,90,870
Other Administrative Expenses	14	2,45,84,088	2,02,79,383
Depreciation on Assets	5	14,12,880	11,50,190
		20,17,98,375	19,11,35,210
Surplus for the year carried to Schedule 1 A		9,62,73,858	4,45,29,784

Vide our Report of Even Date
For SARATH & ASSOCIATES
FRN: 005120S
Chartered Accountants



CA S.SRINIVAS
Partner
M.No. 202471
Date: 23-08-2019
Place: New Delhi

For Pharmaceuticals Export Promotion Council of India



Director General



Chairman

PHARMACEUTICALS EXPORT PROMOTION COUNCIL OF INDIA

SCHEDULES TO THE ANNUAL ACCOUNTS FOR THE YEAR ENDED 31st March, 2019

Amount in Rs.

PARTICULARS		As at 31.03.2019		As at 31.03.2018
SCHEDULE - 1				
RESERVES & SURPLUS				
ENTRANCE FEE				
As per last Account	1,47,16,125		1,27,13,125	
Add: Entrance Fee collected from New Members	20,69,000	1,67,85,125	20,03,000	1,47,16,125
		1,67,85,125		1,47,16,125
SCHEDULE - 2				
(A) ADVANCE FROM GOVT.OF INDIA				
(I) Advances under MDA Scheme Refundable to the extent remaining unutilised				
As per last Balance Sheet			64,35,235	
Add: Received during the year			-	
			64,35,235	
Less: UTILISED BY THE COUNCIL				
(I) For Specific Code Activities			-	
(ii) Amount returned to Ministry			64,35,235	
			64,35,235	
(II) Advances under Exporters MDA Claims Refundable to the extent remaining unutilised				
As per Last Balance Sheet	-14,84,674		23,42,450	
Add: Received during the year	57,50,000		-	
	42,65,326		23,42,450	
Less: Amount returned to Ministry	18,55,829		-	
Less: MDA disbursed during the year	38,94,171		38,27,124	
	57,50,000	-14,84,674	38,27,124	-14,84,674

Amount in Rs.

PARTICULARS		As at 31.03.2019		As at 31.03.2018
(III) Advances under MAI Scheme Refundable to the extent remaining unutilised				
As per Last Balance Sheet	18,58,180		28,07,956	
Add: Received during the year				
- Reimbursement of Product Regn. charges	33,46,13,697		-	
- Grants received for activities under MAI	9,78,16,862		6,11,28,235	
	43,24,30,559		6,11,28,235	
Less: Disbursed during the year				
- Returned to Ministry	33,75,000		1,08,221	
- Product Registration Charges	22,00,67,290		8,41,555	
- Utilised for Activities under MAI Scheme	9,19,60,944		6,11,28,235	
	31,54,03,234	11,88,85,505	6,20,78,011	18,58,180
		11,74,00,831		3,73,506
SCHEDULE - 3				
CURRENT LIABILITIES & PROVISIONS				
Sundry Creditors for Expenses	49,76,414		2,45,96,345	
Outstanding Expenses	2,09,71,431		2,17,93,237	
GST Payable	6,95,399		41,65,004	
TDS Payable	13,27,877		5,43,488	
Advance Contributions from Members	11,07,93,600		9,04,99,204	
		13,87,64,721		14,15,97,278
		13,87,64,721		14,15,97,278
SCHEDULE - 4				
EXCESS OF INCOME OVER EXPENDITURE				
Opening Balance	15,67,70,192		11,22,40,408	
Add: Surplus as per Income & Exp. Account	9,62,73,858	25,30,44,050	4,45,29,784	15,67,70,192
		25,30,44,050		15,67,70,192

PHARMACEUTICALS EXPORT PROMOTION COUNCIL OF INDIA
SCHEDULES TO THE ANNUAL ACCOUNTS FOR THE
YEAR ENDED 31st March, 2019

SCHEDULE - 5

Schedule of Fixed Assets Annexed to and forming part of Balance Sheet as at 31-03-2019 Amount in Rs.

DESCRIPTION	GROSS BLOCK				DEPRECIATION BLOCK				NET BLOCK		
	OPENING BALANCE 31.03-2018 Rs.	ADDITIONS DURING THE YEAR (>180) Rs.	DEDUCTIONS DURING THE YEAR Rs.	Closing Balance 31-03-2019 Rs.	OPENING BALANCE 01-04-2018 Rs.	DEP. ADJ. AGAINST OPENING RESERVE Rs.	DEPRECIATION DURING THE YEAR Rs.	DEPRECIATION ON DELETIONS Rs.	TOTAL DEPRECIATION UPTO 31-03-2019 Rs.	WDV ON 31-03-2019 Rs.	WDV ON 31-3-2018 Rs.
TANGIBLE ASSETS: OWN ASSETS:											
Lease Hold Land	5,58,302	-		5,58,302	-	-	-		-	5,58,302	5,58,302
Buildings	1,86,73,690	3,30,59,509		5,17,33,199	8,527		6,17,919		6,26,446	5,11,06,753	1,86,65,163
vehicles	38,12,175	-		38,12,175	15,69,606	-	3,54,386		19,23,992	18,88,183	22,42,569
Furniture & Fixtures	20,40,086	75,29,921		95,70,007	4,15,187	-	1,91,691		6,06,878	89,63,129	16,24,899
Office Equipments	24,77,523	1,01,718	45,050	25,34,191	16,90,990	-	1,89,537	42,798	18,37,730	6,96,461	7,86,533
Computers	37,54,918	2,31,977		39,86,895	36,82,211	-	56,527		37,38,737	2,48,158	72,707
Intangible Assets - Software	2,87,111	39,390		3,26,501	2,87,111	-	2,819		2,89,930	36,571	-
Computers- IPR Cell	9,91,312	-		9,91,312	9,91,312	-	-		9,91,312	-	-
TOTAL	3,25,95,117	4,09,62,515	45,050	7,35,12,582	86,44,944	-	14,12,880		1,00,15,026	6,34,97,556	2,39,50,173

Amount in Rs.

PARTICULARS		As at 31.03.2019		As at 31.03.2018
SCHEDULE - 6				
INVESTMENTS				
Fixed Deposits with Corporation Bank,Hyderabad	3,00,00,000		3,00,00,000	
Fixed Deposits with Corporation Bank,Hyderabad	17,62,45,226	20,62,45,226	13,78,52,770	16,78,52,770
		20,62,45,226		16,78,52,770
SCHEDULE - 7				
CURRENT ASSETS, LOANS & ADVANCES				
CURRENT ASSETS				
Cash in hand	1,84,903		1,99,510	
Bank Balance	18,51,25,929		6,84,68,827	
		18,53,10,832		6,86,68,337
LOANS & ADVANCES				
Rent Deposit	14,91,480		19,47,502	
Other Deposits	37,915		37,915	
Prepaid Expenses	2,45,504		-	
TDS Receivable	4,60,14,802		3,29,15,005	
Advance for expenses-Delhi	13,77,422		13,77,422	
Amount receivable for activities under MAI Scheme	1,50,48,001		2,31,41,763	
Sundry Debtors	1,04,91,389		1,62,00,116	
Advance to staff	2,77,967		4,46,474	
Brand Promotion Funds Receivable	0		52,06,839	
Advances paid for next year activities	2,15,56,633		15,38,589	
Tax paid under protest	44,00,000		-	
Tour Advances to Staff		10,09,41,113	1,74,196	8,29,85,821
		28,62,51,945		15,16,54,158
SCHEDULE - 8				
MEMBERSHIP FEE				
Membership Fee	4,16,18,262	4,16,18,262	4,39,29,800	4,39,29,800
		4,16,18,262		4,39,29,800
SCHEDULE - 9				
CONTRIBUTION FROM MEMBERS				
Income from Exhibitions/Trade Fairs	8,92,77,690		8,62,15,679	
Income from Delegations	2,10,08,440		40,95,563	
Income from Reverse Delegations	12,41,60,315		9,07,18,555	
Income from Advertisements	6,29,000		26,26,475	
		23,50,75,445		18,36,56,272

Amount in Rs.

PARTICULARS		As at 31.03.2019		As at 31.03.2018
SCHEDULE - 10				
INCOME FROM INVESTMENTS				
Interest on Fixed Deposits				
- on fixed deposits with scheduled banks	1,01,48,872	1,01,48,872	65,32,147	65,32,147
		1,01,48,872		65,32,147
SCHEDULE - 11				
OTHER INCOME				
Sale of Publications	8,432		61,000	
Certification Charges	2,13,864		1,69,960	
Other Income(including MAI processing charges)	1,10,04,611		12,56,075	
		1,12,26,907		14,87,035
SCHEDULE - 12				
EXPENSES ON CODED ACTIVITIES				
Activities under MAI Scheme	21,46,88,826		16,28,97,871	
	21,46,88,826		16,28,97,871	
Activities without Grant	2,80,29,068		5,53,74,526	
(A) : Expenses on Coded Activities	24,27,17,894		21,82,72,397	
Less: MDA Grants received from Govt.of India			-	
MAI Grants received from Govt.of India	10,14,05,324		7,59,57,630	
(B) : Total Grants	10,14,05,324		7,59,57,630	
		14,13,12,570		14,23,14,767
(A) - (B)		14,13,12,570		14,23,14,767

Amount in Rs.

PARTICULARS		As at 31.03.2019		As at 31.03.2018
SCHEDULE - 13				
ESTABLISHMENT EXPENSES				
Salaries	2,61,01,302		2,36,84,978	
Exgratia to Employees	17,43,768		13,70,246	
Medical Benefits to staff	9,14,562		4,65,944	
Staff Welfare Expenses	4,56,863		4,02,713	
L.T.A	12,79,220		-	
E.P.F Employer's Contribution	18,56,359		14,11,457	
Staff Leave Encashment	0		55,532	
Gratuity	21,36,763		-	
		3,44,88,837		2,73,90,870
SCHEDULE - 14				
OTHER ADMINISTRATIVE EXPENSES				
Audit Fee	4,00,000		2,20,000	
Advertisement Expenses			1,96,000	
Bank Charges	11,982		42,195	
Books & Periodicals	58,716		61,877	
Building Maintenance	77,687		1,72,565	
COA Meeting Expenses	2,69,363		3,38,180	
COA Election Expenses	70,000		0	
Consultancy Charges	30,06,107		21,09,386	
Conveyance	13,20,114		13,93,182	
Electricity Charges	12,17,180		12,70,413	
Internet/Website	8,77,112		5,59,617	
Office Expenses	54,83,299		29,47,887	
Postage & Courier	4,41,752		4,19,935	
Printing & Stationery	5,71,406		4,15,762	
Rent	50,23,030		51,33,768	
Telephone	5,86,730		6,25,414	
Travelling Expenses	19,96,857		12,31,623	
Subscriptions for Export Data/Journals	19,06,168		17,32,758	
Exchange Rate Flucutuation	1,39,737		40,176	
Vehicle Maintenance	2,92,110		3,88,480	
Repairs & Maintenance	1,71,412		8,02,096	
Debit/Credit balance written off	6,63,326		1,78,069	
		2,45,84,088		2,02,79,383

PHARMACEUTICALS EXPORT PROMOTION COUNCIL OF INDIA (LIMITED BY GUARANTEE) CIN : U24239TG2004NPL043058

Notes to Accounts

1 Company overview

PHARMACEUTICALS EXPORT PROMOTION COUNCIL OF INDIA ("the Company"), a non profit company (hereinafter called the 'Council'), within the meaning of Section 8 of the Companies Act, 2013 (earlier Section 25 of the companies Act, 1956), was incorporated in India on the 1st day of April 2004 and by the virtue of Provisions of the Companies Act, the word "LIMITED" is not required to be suffixed in its name.

M/s Pharmexcil has been set up by the Ministry of Commerce and Industry to act as a Nodal Agency for issue of registration cum Membership certificates. Pharmaceutical exports through out the country under the provisions of foreign trade policy being announced by the Government of India from time to time.

2 Significant accounting policies

2.1 Basis of preparation

The financial statements of the Company have been prepared in accordance with generally accepted accounting principles in India (Indian GAAP) to comply with the Accounting Standards specified under Section 133 of the Companies Act, 2013 read with Rule 7 of the Companies (Accounts) Rules, 2014 and the relevant provisions of the Companies Act, 2013. The financial statements have been prepared on accrual basis under the historical cost convention. The accounting policies adopted in the preparation of the financial statements are consistent with those followed in the previous year unless stated otherwise.

2.2 Use of estimates

The preparation of the financial statements in conformity with Indian GAAP requires the Management to make estimates and assumptions considered in the reported amounts of assets and liabilities (including contingent liabilities) as on the date of financial statements and reported income and expenses during the year. The Management believes that the estimates used in preparation of the financial statements are prudent and reasonable. Future results could differ due to these estimates and the differences between the actual results and the estimates are recognized in the periods in which the results are known / materialized.

2.3 Investments

Long-term investments are carried individually at cost less provision for diminution, other than temporary, in the value of such investments. Interest on the same is being accounted for on accrual basis.

2.4 Tangible fixed assets

Fixed assets are stated at cost of acquisition including any cost attributable for bringing the assets to its working condition less accumulated depreciation .The cost of assets less accumulated depreciation up to the date of disposal are recognized in the Statement of Income and Expenditure.

2.5 Depreciation on Tangible fixed assets

Fixed Assets are stated at cost less accumulated depreciation. Cost includes all expenses related to

acquisition and installation of the concerned assets and any attributable cost of bringing the asset to the condition of its intended use. Depreciation on tangible assets is provided on the Straight line method by considering useful lives of assets specified in Schedule-II of the Companies Act 2013. Depreciation for assets purchased / sold during a period is proportionately charged.

2.6 Cash and cash equivalents

Cash and cash equivalents comprise cash on hand and cash in bank.

2.7 Cash flow statement

Cash flows are reported using the indirect method, whereby surplus / (deficit) before extraordinary items and tax is adjusted for the effects of transactions of non-cash nature and any deferrals or accruals of past or future cash receipts or payments. The cash flows from operating, investing and financing activities of the Company are segregated based on the available information.

2.8 Employee benefits:

Defined contribution plans

The Company's contribution to provident fund, superannuation fund and National Pension Scheme are considered as defined contribution plans and are charged to the Statement of Income and Expenditure as they fall due, based on the amount of contribution required to be made and when services are rendered by the employees.

2.9 Revenue recognition

Revenue is recognized to the extent that it is probable that the economic benefits will flow to the Company and the revenue can be reliably measured and Entry fee collected is credited to General Reserve directly.

2.10 Operating leases

Leases under which all the risks and benefits of ownership are effectively retained by the lessor are classified as operating leases. Amount due under the operating leases are charged to the Statement of Income and Expenditure, on a straight-line method, over the lease term in accordance with Accounting Standard 19 on 'Leases'. Initial direct costs incurred specifically for operating leases are recognized as expense in the year in which they are incurred.

2.11 Foreign currency transactions and translations

Transactions in foreign currencies of the Company are accounted at the exchange rates prevailing on the date of the transaction or at rates that closely approximate the rate at the date of the transaction. Foreign currency monetary items outstanding at the Balance Sheet date are reported using the closing rate. Gain or loss resulting from the settlement of such transactions and translations of monetary assets and liabilities denominated in foreign currencies are recognized in the Statement of Income and Expenditure.

2.12 Provisions and contingencies

A provision is recognized when the Company has a present obligation as a result of past events and it is probable that an outflow of resources will be required to settle the obligation in respect of which a reliable estimate can be made. Provisions are not discounted to their present value and are determined based on the best estimate required to settle the obligation at the balance sheet date. These are reviewed at each balance sheet date and adjusted to reflect the current best estimates.

2.13 GST input credit

GST input credit is accounted for in the books in the period in which the underlying service received is accounted and where there is reasonable certainty in availing/utilizing the credits.

2.14 In the opinion of the management, the Current Assets, Loans and Advances have a value on realization in the ordinary course of business, equal to or at least to the aggregate amount shown in the Balance Sheet

2.15 Recognition of Grants

The expenses in respect of Code activities are subject to Sanction/Confirmation of the Government of India and Grant-in-aid received from the Ministry of Commerce is subject to the adjustments on account of Government Audit objections, if any, partial/ non fulfillment of conditions laid down for eligibility of such Grant-in-aid, clarification by M/s Pharmaceuticals and the final decision of the Ministry in respect of the same shall be followed.

2.16 Taxes on Income

Tax expense comprises current year income tax, deferred income tax charges or credit and MAT/ credit Entitlement for the year.

- ❖ Current year income tax charge will be calculated based on assessable profits of the company determined in accordance with the provisions of Income Tax Act, 1961. It also includes, income tax charge provided if any, for such disallowances made on completion of assessment proceedings pending appeals, as considered appropriate depending on the merits of each case.
- ❖ Minimum Alternate Tax (MAT) credit is recognized, as an Asset only when and to the extent there is convincing evidence that the Company will pay normal income tax during the specified year. In the year in which the Minimum Alternate tax (MAT) credit becomes eligible to be recognized as an asset in accordance with the recommendation contained in Guidance Note issued by the Institute of Chartered Accountants of India, the said asset is created by way of a credit to the Statement of profit and loss and shown as MAT Credit Entitlement. Such Assets are reviewed as at each Balance Sheet and written down to reflect the amount that will not be available as a credit to be set off in future, based on the applicable taxation law then in force.

3 NOTES FORMING PART OF THE BALANCE SHEET AND PROFIT & LOSS ACCOUNT

3.1 Related parties Disclosures: Disclosures as required by Accounting Standard (AS)- 18“Related Party Disclosures” notified under the Companies (Accounting Standard) Rules , 2006 is given below.

Name of the related parties, their relationships with council and with whom transactions entered during the year :

i. Entities in which the member of the Committee of Administration is interested and nature of interest.

Committee Member	Entity in which Committee Member is interested	Nature of interest
Mr. Dinesh Dua	Nectar Life Sciences Ltd	CEO & Director
Mr. Sahil Munjal	Ind-Swift Laboratories Ltd	President & Chief Executive Officer
Mr. Devang B Shah	Aadivighnesh Chem Pvt Ltd	Director
Mr. Janmejy H Patel	Petlad Mahal Aarogya Mandal Pharmacy	Chief Executive Officer
Mr. Vijay Shah	Stallion Laboratories Pvt Ltd	Managing Director
Mr. P Ramesh Babu	SMS Pharmaceuticals Ltd	Chairman & Managing Director
Mr. Dodda VVS Reddy	Nosch Labs Ltd	Director
Mr. SiddharthDaga	Vins Bioproducts Ltd	Executive Director
Mr. Bhavin Patel	Mediwin Pharmaceuticals	Partner
Mr. PramodPimplikar	Shalina Laboratories Pvt Ltd	Director
Mr. MaheshDoshi	Dy Mech Pharma	Partner
Mr. Bhavin Mehta	Kilitch Drugs India Ltd	Director
Mr. Nipun Jain	Pharmchem	Director
Mr. Dinesh Patel	Themis Medicare Ltd	Managing Director
Mr. C. Satyanarayana	Larus Labs Pvt Ltd	Chief Executive Officer

ii. Details of Key Managerial Personnel:

Mr. Udaya Bhaskar — Director General

Mr. RaghuveerKini — Executive Director

iii. Remuneration to Directors:

During the Current Financial Year 2018-19, Remuneration to Mr. Udaya Bhaskar, Director General Rs.41,21,592/- Mr. Raghuveer Kini, Executive Director's Remuneration Rs.40,09,267/-

iv. The following are the disclosure in respect of Material Related Party Transactions during the year:

Company Name	Membership Fee in Rs.	Amount received for Exhibitions/ BSMs in Rs.	MAI Processing Charges in Rs.
Nectar Life Sciences Ltd	42,480	1,75,000	-
Ind-Swift Laboratories Ltd	56,640	-	71,317
Aadivighnesh Chem Pvt Ltd	-	-	-
Petlad Mahal Aarogya Mandal Pharmacy	-	-	-
Stallion Laboratories Pvt Ltd	51,920	7,15,080	-
SMS Pharmaceuticals Ltd	42,480	3,30,400	20,537
Nosch Labs Ltd	-	2,75,200	-
Vins Bioproducts Ltd	11,800	11,47,760	-
Mediwin Pharmaceuticals	11,800	2,76,120	90,688
Shalina Laboratories Pvt Ltd	42,480	-	-
Dy-Mach Pharma	23,600	-	-
Kilitch Drugs (India) Ltd	11,800	18,04,480	-
Pharmchem	11,800	7,32,700	-
Themis Medicare Ltd	-	1,25,000	-
Laurus Labs Pvt Ltd	42,480	1,75,000	-

3.2 Details Regarding Advances during the year:

Unutilized MDA Advance at the beginning of the Year is Rs. NIL (Previous year Rs.64,35,235/-) and during the year under review, the amount of Advance received from Ministry of Commerce under this head stood at Rs.NIL (previous year also Rs. NIL). During the Current Year an amount of Rs.NIL has been utilized (previous year also Rs. NIL)

3.3 Pursuant to the approval by the Ministry of Commerce for Grant of Marketing Development Assistance (MDA) to Individual exporters under certain eligible scheme, M/s Pharmexcil has received during the year an amount of Rs.57,50,000 (previous year Rs.NIL). Out of which, the amount Reimbursed to members stood at Rs.38,94,171 (previous year Rs.38,27,124/-) and amount returned to the Ministry is Rs.18,55,829/- Opening stood at Negative

3.4 During the year under review, an amount of Rs.33,46,13,697/- (previous year Rs. NIL) was received for reimbursement of Product Registration Charges under MAI Scheme, and the amount disbursed during the year was Rs.22,00,67,290/- (previous year Rs.8,41,555/-).

3.5 Unutilized MAI advance of the beginning of the year stood at Rs.18,58,180/- (previous year Rs.28,07,956/-) and during the year under review, the amount of advance received from Ministry of Commerce under this head stood at Rs.9,78,16,862/- (previous year Rs.6,11,28,235/-). As against this the amount utilized by the Council was Rs.9,19,60,944/- (previous year Rs.6,11,28,235/-) and amount returned to the Ministry is Rs.33,75,000/-

3.6 DUES OF MICRO AND SMALL ENTERPRISES:

The information as required to be disclosed under Schedule III of the Act, w.r.t. Micro and Small Enterprises under the Micro, Small and Medium Enterprises Development Act, 2006 (Act) is as given below and the information mentioned to Trade Payables w.r.t. dues of Micro and Small Enterprises, has been determined to the extent such parties have been identified on the basis of information available with the Company and relied on by the auditors:

Particulars	2017-18	2016-17
a. Principal amount remaining unpaid as on 31st March	NIL	NIL
b. Interest due thereon as on 31st March	NIL	NIL
c. Interest paid by the Company in terms of Section 16 of Micro, Small and Medium Enterprises Development Act, 2006, along with the amount of payment made to the supplier beyond the appointed day during the year	NIL	NIL
d. Interest due and payable for the period of delay in making payment (which have been paid but beyond the appointed day during the year but without adding the interest specified under the Act)	NIL	NIL
e. Interest accrued and remaining unpaid as at 31st March	NIL	NIL
f. Further interest remaining due and payable even in the succeeding years, until such date when the interest dues as above are actually paid to the small enterprise for the purpose of disallowance as a deductible expenditure under section 23 of the Act.	NIL	NIL

3.7 Membership Fees was accounted on Receipt basis and accordingly, no Provision for Membership has been made for the year end.

3.8 Provisions for Taxes:

Pharmexcil has been registered under Section 12AA of Income Tax Act, 1961 which is not required to pay tax subject to fulfillment of necessary conditions laid there on.

3.9 Provision for Auditors Remuneration:

Particulars	Audit Fee for the year (₹)	Service Tax there on (₹)	Total Amount (₹)
Statutory Auditors	100000	18000	118000
Internal Auditors	300000	54000	354000

3.10 Gratuity:

During the year the Company has paid an amount of Rs.21,36,763/- towards gratuity contribution for the FY's 2017-18 & 2018-19 to LIC.

3.11 Additional Information as required under Part-II of Schedule III of the Companies Act, 2013.

The following is the expenditure in the Foreign Currency during the financial year 2018-19:

Particulars	Amount in Foreign Currency	Amount (₹)
Expenditure in Foreign Currency	US \$ 618642	4,41,93,110
	Euro 490227.48	4,16,35,736
	JPY 16722037	88,89,272
	AED 31636.50	4,68,024
	GBP 285	27,235

3.12 Figures have been rounded off to the nearest rupee and previous figures are regrouped/reclassified wherever necessary to confirm to the current year classification.


3.13 Balances as per books of accounts and GST returns are subject to reconciliation.

3.14 The Balances of Sundry Debtors, Sundry Creditors and Loans and Advances are subject to confirmation and consequential adjustments, if any required.

3.15 Contingent liabilities and commitments (to the extent not provided for)

The Company not acknowledged a liability for the Income tax Assessment Order received for A.Y 2016-17. The amounts involved (Including interest and penalty thereon) in the Order as on 31 March 2019 is Rs.7,19,80,843/-

Vide our Report of Even Date
For SARATH & ASSOCIATES
 FRN: 005120S
 Chartered Accountants



CA S. SRINIVAS
 Partner
 M.No. 202471

Date: 23-08-2019
 Place: New Delhi

For Pharmaceuticals Export Promotion Council of India



Director General



Chairman



CIRCULARS & TRADE ENQUIRIES



List of Circulars for the Year 2018-19

S. No	Date	Subject
1	04-Apr-18	Amendment To The Election Notification Issued On 28.3.2018
2	04-Apr-18	Participation In Cphi Worldwide, 9-11Th October 2018, Madrid, Spain (Reimbursement Of Airfare For Exhibitors Under Mai Scheme)
3	09-Apr-18	Special Helpdesk In Gs1 Office, New Delhi To Assist Pharmexcil Members On Barcoding
4	18-Apr-18	Revised Guidelines For Claiming Incentives Under Mai Scheme From 1.4.2018
5	28-Apr-18	Bsm / Business Delegation To East Europe - 16-30Th June 2018
6	04-May-18	Request For Details: Delay In Product Registrations By China Food & Drug Administration (Cfda), China-Reg
7	04-May-18	Seminar On Barcoding/Dava - 11Th May 2018, Hyderabad
8	10-May-18	Extension Of Time For Uploading Of Data On Dava Portal Upto 15.11.2018
9	18-May-18	Tramadol Brought Under Ndps Act 1985
10	28-May-18	Seminar On 6Th International Annual Symposium On Dissolution Science And Applications" Organized By Disso India Hyderabad On 28Th And 29Th June 2018 At Hotel Avasa, Hyderabad.
11	30-May-18	Important Circular By Customs About Sanction Of Pending Igst Refund Claims
12	31-May-18	Business Delegation To Colombia (Expo-Cum Bsm) And Bsms In Brazil Guatemala And Honduras (3Rd September 2018-14Th September 2018)
13	01-Jun-18	Seminar On Barcoding/Dava- 12Th June 2018 At Ahmedabad
14	04-Jun-18	Avail The Opportunity Of Advertising In Show Catalogue Of Cphi China 2018
15	08-Jun-18	India Pavilion At Maghreb Pharma Expo 2018
16	08-Jun-18	Eodc Camp In Ras During 11.06.2018 To 22.06.2018 - Reg
17	11-Jun-18	Issues Related To Gst Refund
18	12-Jun-18	Participation In China International Import Expo Shanghai (China)5-10Th November, 2018
19	12-Jun-18	Investment Opportunity In Tyumen Region Of The Russian Federation - Reg
20	14-Jun-18	5Th National Standards Conclave-"Implementing The Indian National Standards Strategy
21	14-Jun-18	Revised Circular: Pharmexcil'S Business Delegation To Brazil, Guatemala And Honduras (3Rd-12Th September 2018)
22	14-Jun-18	New Chairman Of Council - Shri Dinesh Dua
23	20-Jun-18	India Pavilion At Iran Pharma, Tehran, Iran
24	20-Jun-18	Election Notification For The Position Of Vice Chairman Of Council For 2018-2020
25	27-Jun-18	Applications Are Invited For Pharmexcil Awards For Outstanding Export Performance For The Year 2017-18
26	02-Jul-18	International Business (Bsm) & Regulatory Meet During 20-22Nd August 2018 At Shanghai, China
27	02-Jul-18	International Business (Bsm) & Regulatory Meet During 20-22Nd August 2018 At Shanghai, China

28	02-Jul-18	Bsm/Business Delegation To Russia, Turkmenistan And Ukraine During 17Th November 2018 To 1St December 2018
29	11-Jul-18	India Pavilion Cphi India 12-14Th December 2018 Greater Noida, Delhi Ncr
30	12-Jul-18	Opportunity To Export Anti-Cancer Drugs And Antibiotics To China- International Seminar And Bsm During 20-22 August 2018 At Hotel Renaissance, Shanghai, China (Jointly By Pharmexcil & China Chamber(Cccmhpie)
31	12-Jul-18	Scheme For Development Of Pharmaceutical Industry
32	13-Jul-18	Participate In International Business (Bsm) & Regulatory Meet During 20-22Nd August 2018 At Hotel Renaissance, Shanghai, China-Avail Mai Assistance Of Rs.70,000 (For The First 25 Companies)
33	16-Jul-18	Extension Of Time For The Notification Dated 26.4.2018 Bringing Tramadol Under Ndps Act 1985
34	18-Jul-18	Half Day Workshop On "Gst/Igst/Itc Pending Refunds & Corrective Steps" Conducted By Pharmexcil
35	20-Jul-18	Submission Of Pre-Budget Proposals For The Year 2019-20
36	23-Jul-18	Interactive Meeting With Canada Life Sciences Companies At Hyderabad (7Th August 2018) And Mumbai On 8Th August 2018
37	27-Jul-18	Meeting-Cum-B2B Interaction: India-Vietnam Cooperation In Medical, Hospital And Pharmaceutical Sectors" On 3Rd August On The Side-Lines Of Medipharm Expo(2-4 August 2018) At Saigon Exhibition Convention Centre (Secc), Ho Chi Minh City
38	01-Aug-18	Visit Of Delegation From Uzbekistan To New Delhi
39	02-Aug-18	3Rd India-Japan Medical Products Regulatory Symposium 2018 - 27-28 August, New Delhi
40	02-Aug-18	Market & Regulatory Information Of Important Exporting Destinations (Nigeria, South Africa & United Kingdom)
41	17-Aug-18	India Lab Expo 2018
42	17-Aug-18	Request For Views/Suggestions And Data For Review Of All Industry Rates (Air) Of Duty Drawback For The Year 2018.
43	17-Aug-18	14Th Annual Meet At Hyderabad -14.09.2018
44	23-Aug-18	Market & Regulatory Information Of Important Exporting Destinations (Usa, Australia And Kenya)
45	24-Aug-18	Notice - 14Th Annual General Meeting Of The Council
46	06-Sep-18	Non-Operational Of Pharmexcil Website On 7Th, 8Th & 9Th September 2018.
47	11-Sep-18	Seminar On "Financial Schemes Of Government / Banks For Pharma Industry" 14Th September 2018
48	12-Sep-18	Usp Education-Hyderabad Training Institute
49	18-Sep-18	Advancing Implementation Of Green Chemistry And Engineering In The Indian Pharma Industry
50	24-Sep-18	Pmk Glycidic Acid & Pmk Glycidate To Be Considered As Narcotic Drugs
51	24-Sep-18	Two Day Conference On Advancing Implementation Of Green Chemistry And Engineering In The Indian Pharma Industry On 27Th And 28Th September 2018 At Hyderabad
52	24-Sep-18	Two Day Conference On Advancing Implementation Of Green Chemistry And Engineering In The Indian Pharma Industry On 27Th And 28Th September 2018 At Hyderabad
53	01-Oct-18	Opportunity To Supply Medicines To Guiyang City, China: Proposed Visit To Guiyang During 18-19 Oct.2018
54	01-Oct-18	India Pavilion At Arab Health, Dubai, Uae - 28-31St January 2019

55	03-Oct-18	Participate In Pharma Summit: "Doing Business In Evolving Dynamics: India-Eu And Uk" On 10Th October 2018 At Cphi Worldwide, Madrid
56	03-Oct-18	Certificate Of Origin (Coos) Are Now Issued Through On Line By Pharmexcil
57	05-Oct-18	India Pavilion At Havana International Trade Fair (Fihav) October 29Th – November 2Nd, 2018, Expocuba Fair Grounds, Havana, Cuba
58	22-Oct-18	Usp User Form On Dietary Supplements And Nutraceuticals At Scitech Centre, Mumbai On 25Th October 2018: Organised By Usp
59	22-Oct-18	Avail The Opportunity Of Advertising In Show Catalogue Of Cphi India 2018
60	25-Oct-18	Iphex-2019: Booking Open For 7Th Edition 10Th-12Th April 2019 – Helipad Exhibition Ground, Gandhi Nagar, India
61	02-Nov-18	Extension Of Date For Uploading Data On Dava Portal
62	05-Nov-18	India - Vietnam Business Forum
63	09-Nov-18	Block Your Diary: Bsm / Pharma Business Delegation To Vietnam (Expo Cum Bsm) 16Th To 18Th January 2019, Philippines (Bsm) 19-22 January 2019 And Indonesia(Bsm) During 23 To 25 January 2019. (Mai Assistance Available)
64	12-Nov-18	Interactive Session And Workshop On Aeo To Be Held At Nacin, Bhandup-Reg
65	15-Nov-18	Exim Bank Survey On Non-Tariff Measures In Markets Abroad
66	16-Nov-18	Inputs Required: Export Related Issues To European Union Countries With Respect To Sps/Tbt
67	16-Nov-18	Joint Apprentice Workshop For Life Sciences Industries On 23Rdnovember, 2018 From 1000 Hrs To 1400 Hrs At Marigold Hotel, Hyderabad Organized Along With Lssdc & Bdma.
68	19-Nov-18	Book Your Stall Now In 8Th Wac & International Arogya Expo 2018, Gucec, Ahmedabad, GJ, India, 14Th-17Th December 2018
69	22-Nov-18	Workshop On "Regulatory Practices In China And Dossier Filing With Nmpa (Formerly Cfda)" On 17Thdec.2018 At Hyderabad.
70	22-Nov-18	Expo Cum Bsm / Pharma Business Delegation To Vietnam (Expo Cum Bsm) 16Th To 18Th January 2019, Philippines (Bsm) 19-22 January 2019 And Indonesia(Bsm) During 23 To 25 January 2019.(Mai Assistance Available)
71	26-Nov-18	Scheme For Development Of Pharmaceutical Industry Awareness Workshop By Dop 30Th Nov 2018, Niper Hyderabad
72	27-Nov-18	Attn: Exporters To Africa Seeking Suggestions To Promote Exports To Africa - Seeking Suggestions To Promote Exports To Africa
73	28-Nov-18	Expo Cum Bsm / Pharma Business Delegation To Vietnam (Expo Cum Bsm) 17Th To 18Th January 2019, Philippines (Bsm) 19-22 January 2019 And Indonesia (Bsm) During 23 To 25 January 2019. (Avail Mai Assistance Of Rs.70,000 Towards Airfare)
74	06-Dec-18	Issues Related To Director General Of Foreign Trade (Dgft)
75	06-Dec-18	New Duty Drawback W.E.F 19.12.2018
76	11-Dec-18	Workshop On "Regulatory Practices In China And Dossier Filing With Nmpa (Formerly Cfda)" On 17Thdec.2018 At Hyderabad
77	12-Dec-18	Buyer Seller Meet At 8Th World Ayurveda Congress During 15-16 Dec.2018 At Ahmedabad, Gujarat
78	24-Dec-18	3Rd Edition Of Iphex Africa At Nigeria & Bsms At Uganda And Sudan - 6-16Th March 2019

79	24-Dec-18	India Pavilion At Korea Pharm & Bio, Kintex, Goyang, South Korea From 16-18 April 2019.
80	25-Dec-18	Promote Your Products In Middle East Countries Advertise In 'Show Catalogue' Of Arab Health 2019
81	27-Dec-18	Recommendations For Overseas Business Visitors For Iphex-2019 (10-12Th April 2019, Helipad Exhibition Ground, Gandhi Nagar)
82	13-Feb-19	New office for Pharmexcil Head Office
83	13-Feb-19	Promote your products in African Countries - Advertise in Show Catalogue of Iphex, Africa in Nigeria & BSM in Uganda
84	01-Feb-19	Interactive Meeting on Strategies to reinvigorate and fortify India's pharmaceutical exports on 6th February 2019 at Ahmedabad
85	29-Jan-19	Seminar / Interactive Meeting on 8th February 2019 at The Lalit Chandigarh, Rajiv Gandhi IT Park, Chandigarh
86	29-Jan-19	Bio Asia 2019
87	29-Jan-19	India Pavilion at Pharmaconex, Cairo, Egypt - 6-8th April 2019
88	29-Jan-19	Seminar / Interactive Meeting on 8th February 2019 at The Lalit Chandigarh, Rajiv Gandhi IT Park, Chandigarh - Reduction in Participation fees
89	21-Jan-19	Market & Regulatory Information of Important Exporting Destinations
90	19-Jan-19	Banking issues related to Trans-shipment Via Iranian port through Sea ports like Bandar Abbas in Iran to Central Asian Countries / CIS countries like Kazakhstan, Tajikistan, Azerbaijan etc.
91	12-Jan-19	India Pavilion at KOREA PHARM, Kintex, Goyang, South Korea from 16-18 April 2019
92	12-Jan-19	Iphex Africa Nigeria, BSMs in Uganda and Sudan
93	10-Jan-19	Bilateral Trade Payments between India & Iran
94	09-Jan-19	Market & Regulatory Information of Important Exporting Destinations
95	08-Jan-19	Enhancement of Financial Assistance under MAI Scheme
96	04-Jan-19	Market & Regulatory Information of Important Exporting Destinations
97	04-Jan-19	India joins European Bank for Reconstruction and Development (EBRD)
98	21-Mar-19	India Pavilion at CPhI Worldwide 2019- 5-7th November 2019
99	20-Mar-19	Workshop for Exporters - Importers on 26th March 2019, at Mumbai
100	19-Mar-19	Opportunity for supplying Indian Pharma Products to Yunnan Province of China
101	11-Mar-19	Participate in Saudi Food & Drug Authority's Annual Conference and Exhibition scheduled from 30th Sep-2nd Oct.2019 at Riyadh International Convention & Exhibition Centre, Saudi Arabia

List of Trade Enquiries for the Year 2018-19

SI No	Date	Subject
1	11-Apr-18	Trade Enquiry - Sri Lanka
2	19-May-18	Trade Enquiry - Sri Lanka
3	25-May-18	Trade Enquiry - Sri Lanka
4	23-Jun-18	Trade Enquiry - Sri Lanka
5	28-Jun-18	Tender Enquiry - Hong Kong



BENEFICIARIES UNDER MAI SCHEME



Beneficiaries under MAI Scheme (Product Registration) FY 2018-19

S. No	Company Name	Sanctioned Letter No	TOTAL Sanctioned Amount
1	Aarti Industries Limited	No.K-11020/70/2017-E&MDA, Dt: 11/07/2018	1435589
2	Acton Pharma pvt ltd	No.K-11020/70/2017-E&MDA, Dt: 11/07/2018	1064958
3	Agio Pharmaceuticals Ltd	No.K-11020/70/2017-E&MDA, Dt: 11/07/2018	3252394
4	Agog Pharma Limited	No.K-11020/70/2017-E&MDA, Dt: 11/07/2018	2480110
5	Ajanta Pharma Ltd	No.K-11020/70/2017-E&MDA, Dt: 11/07/2018	5997674
6	Akriti Pharmaceuticals Pvt Ltd	No.K-11020/70/2017-E&MDA, Dt: 11/07/2018	2183587
7	Alchemy Medicine pvt ltd	No.K-11020/70/2017-E&MDA, Dt: 11/07/2018	458357
8	Alembic Pharmaceuticals Ltd	No.K-11020/70/2017-E&MDA, Dt: 11/07/2018	9991492
9	Algen Healthcare Ltd	No.K-11020/70/2017-E&MDA, Dt: 11/07/2018	211906
10	Alice Pharma Pvt Ltd	No.K-11020/70/2017-E&MDA, Dt: 11/07/2018	128878
11	Alkem laboratories Ltd	No.K-11020/70/2017-E&MDA, Dt: 11/07/2018	5113821
12	Ari Healthcare Pvt Ltd	No.K-11020/70/2017-E&MDA, Dt: 11/07/2018	87500
13	Aristo Pharmceuticals Ltd	No.K-11020/70/2017-E&MDA, Dt: 11/07/2018	1116055
14	Ashish Life Sciences Pvt Ltd	No.K-11020/70/2017-E&MDA, Dt: 11/07/2018	290673
15	Asmoh Laboratories Ltd	No.K-11020/70/2017-E&MDA, Dt: 11/07/2018	1010554
16	Astra life care (India) pvt ltd	No.K-11020/70/2017-E&MDA, Dt: 11/07/2018	60912
17	Aurobindo Pharma Limited	No.K-11020/70/2017-E&MDA, Dt: 11/07/2018	5000000
18	Auronext Pharma Pvt Ltd	No.K-11020/70/2017-E&MDA, Dt: 11/07/2018	1693749
19	Axa Parenterals Ltd	No.K-11020/70/2017-E&MDA, Dt: 11/07/2018	1604571
20	Azico Biophore India Pvt Ltd	No.K-11020/70/2017-E&MDA, Dt: 11/07/2018	848619
21	Bentely Helathcare Pvt Ltd	No.K-11020/70/2017-E&MDA, Dt: 11/07/2018	30760
22	Bharat Biotech International Ltd	No.K-11020/70/2017-E&MDA, Dt: 11/07/2018	111452
23	Bharat parenterals Ltd	No.K-11020/70/2017-E&MDA, Dt: 11/07/2018	595085
24	Biocon Limited	No.K-11020/70/2017-E&MDA, Dt: 11/07/2018	2607939
25	Biological E Limited	No.K-11020/70/2017-E&MDA, Dt: 11/07/2018	1367408
26	Biomedicare India Pvt Ltd	No.K-11020/70/2017-E&MDA, Dt: 11/07/2018	373019
27	BKRS Pharma	No.K-11020/70/2017-E&MDA, Dt: 11/07/2018	1006443
28	Cadila Pharmaceuticals Ltd	No.K-11020/70/2017-E&MDA, Dt: 11/07/2018	4544279
29	caplin point laboratories ltd	No.K-11020/70/2017-E&MDA, Dt: 11/07/2018	3116182
30	Centaur Pharmaceuticals Pvt Ltd	No.K-11020/70/2017-E&MDA, Dt: 11/07/2018	1186366

31	CHARAK PHARMA PVT LTD	No.K-11020/70/2017-E&MDA, Dt: 11/07/2018	906666
32	Cipla Ltd	No.K-11020/70/2017-E&MDA, Dt: 11/07/2018	3652139
33	Concord Biotech limited	No.K-11020/70/2017-E&MDA, Dt: 11/07/2018	4708064
34	Corona Remedies Pvt Ltd	No.K-11020/70/2017-E&MDA, Dt: 11/07/2018	1076300
35	Credence remedies pvt ltd	No.K-11020/70/2017-E&MDA, Dt: 11/07/2018	323222
36	CTX Life Sciences Pvt Ltd	No.K-11020/70/2017-E&MDA, Dt: 11/07/2018	176389
37	Divis laboratories ltd	No.K-11020/70/2017-E&MDA, Dt: 11/07/2018	339977
38	Dr. Reddys Laboratoris ltd	No.K-11020/70/2017-E&MDA, Dt: 11/07/2018	10000000
39	Emcure Pharmaceuticals Ltd	No.K-11020/70/2017-E&MDA, Dt: 11/07/2018	3436469
40	Emil Pharmaceutical Industries	No.K-11020/70/2017-E&MDA, Dt: 11/07/2018	1344708
41	Everest Organics Ltd	No.K-11020/70/2017-E&MDA, Dt: 11/07/2018	248040
42	Evolet Healthcare Pvt Ltd	No.K-11020/70/2017-E&MDA, Dt: 11/07/2018	411154
43	FDC limited	No.K-11020/70/2017-E&MDA, Dt: 11/07/2018	65369
44	Fourtts India laboratories ltd	No.K-11020/70/2017-E&MDA, Dt: 11/07/2018	426947
45	Fredun Pharmaceuticals Ltd	No.K-11020/70/2017-E&MDA, Dt: 11/07/2018	90945
46	Gland Pharma Limited	No.K-11020/70/2017-E&MDA, Dt: 11/07/2018	5000000
47	Glenmark pharmaceuitcals ltd	No.K-11020/70/2017-E&MDA, Dt: 11/07/2018	5000000
48	Glochem Industries Ltd	No.K-11020/70/2017-E&MDA, Dt: 11/07/2018	165385
49	God Gift laboratory Pvt Ltd	No.K-11020/70/2017-E&MDA, Dt: 11/07/2018	537568
50	Granules India Limited	No.K-11020/70/2017-E&MDA, Dt: 11/07/2018	1412568
51	Hetero Labs Ltd	No.K-11020/70/2017-E&MDA, Dt: 11/07/2018	1188262
52	Hetero Drugs Limited	No.K-11020/70/2017-E&MDA, Dt: 11/07/2018	1715809
53	Honour Labs Limited	No.K-11020/70/2017-E&MDA, Dt: 11/07/2018	5000000
54	Ind swift laboratories ltd	No.K-11020/70/2017-E&MDA, Dt: 11/07/2018	1208761
55	Ind Swift limited	No.K-11020/70/2017-E&MDA, Dt: 11/07/2018	916483
56	Intracin Pharmaceuticals Pvt Ltd	No.K-11020/70/2017-E&MDA, Dt: 11/07/2018	79694
57	Iora Life Care Pvt Ltd	No.K-11020/70/2017-E&MDA, Dt: 11/07/2018	203686
58	JMB Pharmaceuticals Pv Ltd	No.K-11020/70/2017-E&MDA, Dt: 11/07/2018	883537
59	Jubliant Generics ltd	No.K-11020/70/2017-E&MDA, Dt: 11/07/2018	8384523
60	Karan Healthcare pvt ltd	No.K-11020/70/2017-E&MDA, Dt: 11/07/2018	1417788
61	Kusum Healthcare pvt ltd	No.K-11020/70/2017-E&MDA, Dt: 11/07/2018	6574744
62	Lake chemicals Pvt Ltd	No.K-11020/70/2017-E&MDA, Dt: 11/07/2018	257418
63	Lee Pharma Limited	No.K-11020/70/2017-E&MDA, Dt: 11/07/2018	1049558
64	Lincoln Pharmaceuticals Ltd	No.K-11020/70/2017-E&MDA, Dt: 11/07/2018	357728
65	Lupin Limited	No.K-11020/70/2017-E&MDA, Dt: 11/07/2018	9798145

66	Lyka BDR Interntional ltd	No.K-11020/70/2017-E&MDA, Dt: 11/07/2018	46595
67	Macleods Pharmaceuticals Ltd	No.K-11020/70/2017-E&MDA, Dt: 11/07/2018	5639552
68	Mankind Pharma Limited	No.K-11020/70/2017-E&MDA, Dt: 11/07/2018	2502789
69	Marksans Pharma limited	No.K-11020/70/2017-E&MDA, Dt: 11/07/2018	3092450
70	Medlife Formulations Pvt ltd	No.K-11020/70/2017-E&MDA, Dt: 11/07/2018	99404
71	Medwin Pharmaceuticals	No.K-11020/70/2017-E&MDA, Dt: 11/07/2018	1537072
72	MSN laboratories Pvt Ltd	No.K-11020/70/2017-E&MDA, Dt: 11/07/2018	5000000
73	MSN Life Sciences Pvt Ltd	No.K-11020/70/2017-E&MDA, Dt: 11/07/2018	880050
74	MSN Organics Pvt Ltd	No.K-11020/70/2017-E&MDA, Dt: 11/07/2018	1679580
75	MSN Pharmachem (P) Pvt	No.K-11020/70/2017-E&MDA, Dt: 11/07/2018	3058353
76	Mylan laboratories	No.K-11020/70/2017-E&MDA, Dt: 11/07/2018	5000000
77	Naprod Lifesciences pvt ltd	No.K-11020/70/2017-E&MDA, Dt: 11/07/2018	175893
78	Natco Pharma limited	No.K-11020/70/2017-E&MDA, Dt: 11/07/2018	3065489
79	Neuland Laboratories ltd	No.K-11020/70/2017-E&MDA, Dt: 11/07/2018	3286821
80	Nosch Labs Pvt Ltd	No.K-11020/70/2017-E&MDA, Dt: 11/07/2018	2360721
81	Oxford laboratories pvt ltd	No.K-11020/70/2017-E&MDA, Dt: 11/07/2018	607989
82	Piramal Enterprises Limited	No.K-11020/70/2017-E&MDA, Dt: 11/07/2018	2659286
83	Procare pharma pvt ltd	No.K-11020/70/2017-E&MDA, Dt: 11/07/2018	1114907
84	Protech Biosystems Pvt Ltd	No.K-11020/70/2017-E&MDA, Dt: 11/07/2018	1296617
85	Reannon Pharmaceuticals	No.K-11020/70/2017-E&MDA, Dt: 11/07/2018	190835
86	Reliance Life Sciences Pvt Ltd	No.K-11020/70/2017-E&MDA, Dt: 11/07/2018	2808110
87	Rhydburg Pharmaceuticals Ltd	No.K-11020/70/2017-E&MDA, Dt: 11/07/2018	1297966
88	Ronak Exim Pvt ltd	No.K-11020/70/2017-E&MDA, Dt: 11/07/2018	849792
89	Rusan Pharma ltd	No.K-11020/70/2017-E&MDA, Dt: 11/07/2018	666017
90	S.G Pharma Pvt Ltd	No.K-11020/70/2017-E&MDA, Dt: 11/07/2018	280539
91	S.K.Age. Exports	No.K-11020/70/2017-E&MDA, Dt: 11/07/2018	73569
92	S.R. Medicare Pvt Ltd	No.K-11020/70/2017-E&MDA, Dt: 11/07/2018	197735
93	Sance Laboratories Pvt ltd	No.K-11020/70/2017-E&MDA, Dt: 11/07/2018	405806
94	Saurav Chemicals Limited	No.K-11020/70/2017-E&MDA, Dt: 11/07/2018	1756766
95	Scottish Pharma	No.K-11020/70/2017-E&MDA, Dt: 11/07/2018	139602
96	Sequent Scientific Limited	No.K-11020/70/2017-E&MDA, Dt: 11/07/2018	2846364
97	SHILPA MEDICARE LTD	No.K-11020/70/2017-E&MDA, Dt: 11/07/2018	1713153
98	Shodhana laboratories ltd	No.K-11020/70/2017-E&MDA, Dt: 11/07/2018	52403
99	Shrey Nutraceuticals and Herbals Pvt Ltd	No.K-11020/70/2017-E&MDA, Dt: 11/07/2018	905560
100	Simpex Pharma pvt ltd	No.K-11020/70/2017-E&MDA, Dt: 11/07/2018	192742
101	Sirmaxo Chemicals Pvt ltd	No.K-11020/70/2017-E&MDA, Dt: 11/07/2018	287299

102	SMS Pharmaceuticals Ltd	No.K-11020/70/2017-E&MDA, Dt: 11/07/2018	348080
103	Sri Krishna pharmaceuticals Ltd	No.K-11020/70/2017-E&MDA, Dt: 11/07/2018	1934283
104	Stedman Pharmaceuticals Ltd	No.K-11020/70/2017-E&MDA, Dt: 11/07/2018	1365332
105	Suru International Pvt Ltd	No.K-11020/70/2017-E&MDA, Dt: 11/07/2018	610129
106	Swati Spentose Pvt Ltd	No.K-11020/70/2017-E&MDA, Dt: 11/07/2018	1611562
107	Swiss parentals pvt ltd	No.K-11020/70/2017-E&MDA, Dt: 11/07/2018	113626
108	SYMBIOTEC PHARMALAB PVT LTD	No.K-11020/70/2017-E&MDA, Dt: 11/07/2018	3533725
109	Til Healthcare Ltd	No.K-11020/70/2017-E&MDA, Dt: 11/07/2018	379610
110	Torrent Pharmaceuticals Ltd	No.K-11020/70/2017-E&MDA, Dt: 11/07/2018	2553142
111	Troikaa Pharmaceuticals Ltd	No.K-11020/70/2017-E&MDA, Dt: 11/07/2018	1348194
112	Umedica laboratories pvt ltd	No.K-11020/70/2017-E&MDA, Dt: 11/07/2018	98705
113	Unicare Healthsciens pvt ltd	No.K-11020/70/2017-E&MDA, Dt: 11/07/2018	205539
114	Unichem Laboratories Limited	No.K-11020/70/2017-E&MDA, Dt: 11/07/2018	2866934
115	Unique Pharmaceuticals labs	No.K-11020/70/2017-E&MDA, Dt: 11/07/2018	2130271
116	Unosource Pharma Ltd	No.K-11020/70/2017-E&MDA, Dt: 11/07/2018	3286115
117	VASUDHA PHARMA CHEM LIMITED	No.K-11020/70/2017-E&MDA, Dt: 11/07/2018	127942
118	Vexta Laboratories Pvt Ltd	No.K-11020/70/2017-E&MDA, Dt: 11/07/2018	197027
119	Virchow Healthcare Pvt Ltd	No.K-11020/70/2017-E&MDA, Dt: 11/07/2018	393787
120	Zest Pharma	No.K-11020/70/2017-E&MDA, Dt: 11/07/2018	665119
121	Zim laboratories Ltd	No.K-11020/70/2017-E&MDA, Dt: 11/07/2018	1048865
122	Zota Health care ltd	No.K-11020/70/2017-E&MDA, Dt: 11/07/2018	153099
		TOTAL	220067290

Beneficiaries under MAI Scheme (Airfare) FY 2018-19

S. No	Name of the Company	Name of the Event	Amount
1	Angiplast Pvt Ltd	Latam (Columbia, Elsalvador, peru)	100000
2	Hexagon Nutrition pvt Ltd	Latam (Columbia, Elsalvador, peru)	100000
3	Lactose India Ltd	Latam (Columbia, Elsalvador, peru)	100000
4	Nem Laboratories Pvt Ltd	Latam (Columbia, Elsalvador, peru)	100000
5	Riocare India pvt Ltd	Latam (Columbia, Elsalvador, peru)	100000
6	Siddharth International	Latam (Columbia, Elsalvador, peru)	100000
7	Vaishali Pharma pvt Ltd	Latam (Columbia, Elsalvador, peru)	100000
8	Verve Humancare Laboratories	Latam (Columbia, Elsalvador, peru)	100000
9	Virchow healthcare Pvt Ltd	Latam (Columbia, Elsalvador, peru)	100000
10	Hexagon Nutrition pvt Ltd	CPhI WW 2017	63500
11	JPN Pharma Pvt Ltd	CPhI WW 2017	48501
12	Medilink Pharmachem	CPhI WW 2017	70000
13	Metina Pharm Consulting	CPhI WW 2017	70000
14	NB Entrepreneurs	CPhI WW 2017	70000
15	Rio Care (India) Pvt Ltd	CPhI WW 2017	70000
16	Shashi Phytochemical Industries	CPhI WW 2017	70000
17	Shreeji Pharma International	CPhI WW 2017	44850
18	Spansules pharmatech pvt ltd	CPhI WW 2017	61098
19	Supreem Pharmaceuticals Mysore Pvt Ltd	CPhI WW 2017	50963
20	Surya Organics & Chemicals	CPhI WW 2017	50500
21	sydler Remedies Pvt Ltd	CPhI WW 2017	50217
22	West-Coast Pharmaceutical Works Ltd.	CPhI WW 2017	53118
23	Zenova Bio Nutriton Pvt Ltd	CPhI WW 2017	61098
24	3S Corporation	Arab Health 2017-18	13570
25	Aligns International	Arab Health 2017-18	17709
26	Asoj Soft Caps Pvt Ltd	Arab Health 2017-18	22940
27	Babuline Pharma Pvt. Ltd.	Arab Health 2017-18	18563
28	Beta Surgicare Pvt. Ltd.	Arab Health 2017-18	21456
29	Dynamic Ortho Industries	Arab Health 2017-18	13806
30	Genex Pharma	Arab Health 2017-18	20065
31	Hiral Labs Ltd.	Arab Health 2017-18	13991
32	Livealth Biopharma Pvt Ltd	Arab Health 2017-18	17705
33	Medsorce Ozone Biomedicals	Arab Health 2017-18	17805
34	Meridian Enterprises Pvt Ltd	Arab Health 2017-18	19200

35	Nature'S Global Service	Arab Health 2017-18	17088
36	Nebula Surgical Pvt Ltd	Arab Health 2017-18	27250
37	Palakkad Surgical Industries Pvt. Ltd.	Arab Health 2017-18	18081
38	Pv Pharma Healthcare Pvt Ltd	Arab Health 2017-18	30645
39	Regal Laboratories	Arab Health 2017-18	25450
40	Sydler Remedies Pvt Ltd	Arab Health 2017-18	15229
41	Terrace Pharmaceuticals Pvt Ltd	Arab Health 2017-18	13991
42	Verve Human Care Laboratories	Arab Health 2017-18	36694
43	Wellmed International Industries Pvt Ltd	Arab Health 2017-18	19402
44	West-Coast Pharmaceutical Works Ltd.	Arab Health 2017-18	26100
45	Xcellance Medical Technologies Pvt Ltd.,	Arab Health 2017-18	12159
46	Yashica Pharmaceuticals Pvt. Ltd.	Arab Health 2017-18	18432
47	Zenova Bio Nutrition Pvt. Ltd.	Arab Health 2017-18	22995
48	Apex Drug House	BSM Africa (Congo-Nigeria-Cote-d Ivoire	70000
49	Asoj Soft Caps Pvt Ltd	BSM Africa (Congo-Nigeria-Cote-d Ivoire	70000
50	Claps Industries Pvt Ltd	BSM Africa (Congo-Nigeria-Cote-d Ivoire)	70000
51	Corona Remedies pvt ltd	BSM Africa (Congo-Nigeria-Cote-d Ivoire)	70000
52	Digital Vision	BSM Africa (Congo-Nigeria-Cote-d Ivoire	70000
53	Endurance Healthcare Ltd.	BSM Africa (Congo-Nigeria-Cote-d Ivoire)	70000
54	Globela Pharma Pvt Ltd	BSM Africa (Congo-Nigeria-Cote-d Ivoire)	70000
55	Hexagon Nutrition Pvt Ltd	BSM Africa (Congo-Nigeria-Cote-d Ivoire)	70000
56	Hiral Labs Ltd.	BSM Africa (Congo-Nigeria-Cote-d Ivoire	70000
57	Maan Pharmaceuticals Ltd	BSM Africa (Congo-Nigeria-Cote-d Ivoire	70000
58	Mediwin Pharmaceuticals	BSM Africa (Congo-Nigeria-Cote-d Ivoire)	70000
59	Medsorce Ozone Biomedicals Pvt. Ltd.,	BSM Africa (Congo-Nigeria-Cote-d Ivoire	70000
60	Nectar Laboratories Pvt Ltd	BSM Africa (Congo-Nigeria-Cote-d Ivoire	70000
61	Nej Biotech	BSM Africa (Congo-Nigeria-Cote-d Ivoire	70000
62	Pharmaworld International	BSM Africa (Congo-Nigeria-Cote-d Ivoire	70000
63	Regal Laboratories	BSM Africa (Congo-Nigeria-Cote-d Ivoire)	70000
64	Sneha Medicare Pvt Ltd	BSM Africa (Congo-Nigeria-Cote-d Ivoire)	70000
65	subhra pharma pvt ltd	BSM Africa (Congo-Nigeria-Cote-d Ivoire)	70000
66	Sunij Pharma Pvt Ltd	BSM Africa (Congo-Nigeria-Cote-d Ivoire	70000
67	Surgeway Biosciences	BSM Africa (Congo-Nigeria-Cote-d Ivoire	70000
68	Tanmed Pharma India Pvt Ltd	BSM Africa (Congo-Nigeria-Cote-d Ivoire)	70000
69	Terrace Pharmaceuticals Pvt Ltd	BSM Africa (Congo-Nigeria-Cote-d Ivoire)	70000
70	Viola Healthcare Pvt. Ltd.	BSM Africa (Congo-Nigeria-Cote-d Ivoire	70000
71	Wintech Pharmaceuticals	BSM Africa (Congo-Nigeria-Cote-d Ivoire	70000
	Total		3894171



Pharmaceuticals Export Promotion Council of India

(Set up by Ministry of Commerce & Industry, Govt. of India)

Head Quarters / Regd. Office :

201, Aditya Trade Center, Ameerpet, Hyderabad – 500 038.
Ph: 91-40-23735462 / 64 / 66 E-mail: info@pharmexcil.com

Regional Office - Mumbai :

TV Industrial Estate, Unit No. 211, 2nd Floor, 248-A S.K. Ahire Marg, Worli, Mumbai - 400 030.
(Will be relocated to “New India Chamber, Office No:306, 3rd Floor, B wing, Mulgaon (V),
MIDC, Andheri East, Mumbai- 400093” by Aug 2019)
Ph: 91-22-24938750/51/58/59, Fax: 91-22-24938822
E-mail: romumbai@pharmexcil.com

Regional Office - New Delhi :

H.28, 2nd Floor, 23 Himalaya House, K.G. Marg, Connaught Place, New Delhi - 110 001.
Ph: 91-11-41536658 / 45062550 / 43091971
E-mail: rodelhi@pharmexcil.com

Branch Office - Ahmedabad :

7-C, Trade Centre, Near Stadium Cross Road, Navarangpura, Ahmedabad – 380 009.
Ph: 91-79-40050497 E-mail: boahmedabad@pharmexcil.com

Website: www.pharmexcil.com